

## SUMMARY

### # Wires

Low voltage 2



*Image is for illustrative purpose only*

Series	1P
Termination type	Female solder
IP rating	50
AWG wire size	0.00 - 20.00
Cable Ø	2.70 - 3.90 mm
Status	active
Matching parts	<a href="#">PAG.M0.2GL.AC39G</a>

### Download

[Request a quote](#)

[Catalog](#)

## TECHNICAL DETAILS

### Mechanics

Shell Style/Model	PR*: Free receptacle with cable collet
Keying	1 key (alpha=0; Plug: male contact; Receptacle: female contact)
Housing Material	PSU (Polysulfone), gray
Variant	G : Gray collet nut
Weight	4.26 g

### Performance

Configuration	1P.M02 : 2 Low Voltage
Insulator	L: PEEK (UL 94 / V-0/1.5)
Rated Current	10 Amps

### Specifications

Contact Type:	Solder
Contact Dia.:	1.3 mm (0.0512in)
Bucket Dia.:	1.1 mm (0.04in)
Max. Solid Conductor:	0.5 mm <sup>2</sup> (AWG 20)
Max. Stranded Conductor:	0.5 mm <sup>2</sup> (AWG 20)
R (max):	3.5 mOhm
Test voltage (kV rms) Contact-contact:	1.2

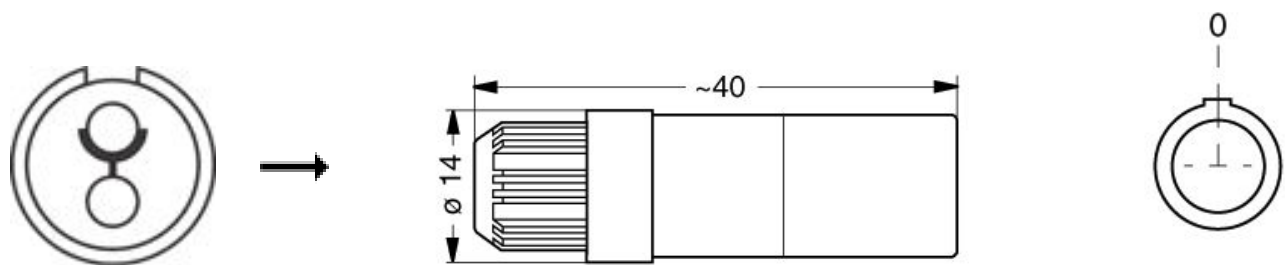
LEMO products and services are provided "as is". LEMO makes no warranties or representations with regard to LEMO product & services or use of them, express, implied or statutory, including for accuracy, completeness, or security. The user is fully responsible for his products and applications using LEMO components.

Air clearance min.: 1.3 mm  
Creepage distance min.: 1.3 mm

Others

Endurance (Shell): >2000 mating cycles  
Temp (min / max): -50°C / +150°C  
F ret (min): 50 N  
F ret (max): 150 N  
Steam sterilization: > 100 times (with potting on rear connection)

DRAWINGS



Dimensions
















	A	L
mm.	14	40
in.	0,55	1,57

RECOMMENDED BY LEMO

Tools

LEMO products and services are provided “as is”. LEMO makes no warranties or representations with regard to LEMO product & services or use of them, express, implied or statutory, including for accuracy, completeness, or security. The user is fully responsible for his products and applications using LEMO components.

## Cables

CMN.02.T28.030PGCE	PVC	GREY	
CMN.02.T28.030PGZE		Grey	
CMN.02.T28.030PNCE	PVC	Black	
CMN.02.T28.030PNZE			
20140	PVC	Grey	
20140	PVC	Grey	
20141	PVC	Grey	
20142	PVC	Red	
20143	PVC	Green	
20144	PVC	Black	
20145	PVC	Yellow	
20146	PVC	Black	
20240	PTFE	White	
2050	PVC	Black	
2080	PVC	Grey	
2260	PTFE	White	

LEMO products and services are provided "as is". LEMO makes no warranties or representations with regard to LEMO product & services or use of them, express, implied or statutory, including for accuracy, completeness, or security. The user is fully responsible for his products and applications using LEMO components.