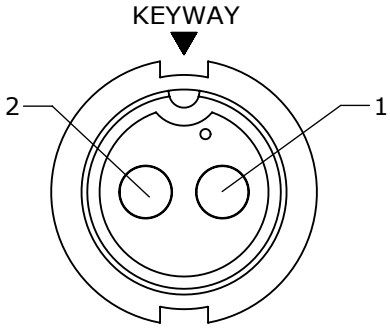
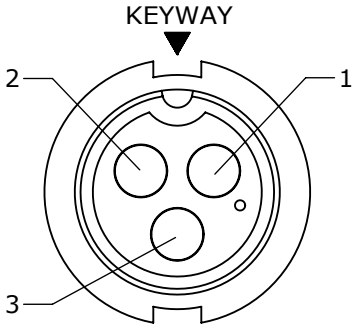


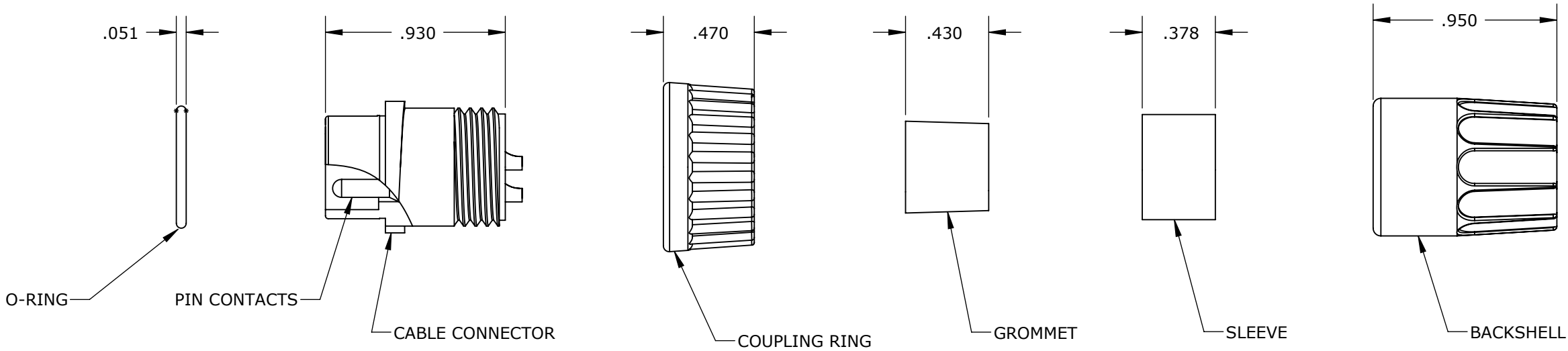
NOTES:
1. PARTS TO BE BULK PACKED
2. CONTACTS ARE ASSEMBLED INTO CONNECTOR.
3. ALL DIMENSIONS ARE REFERENCE ONLY.



MATING FACE
ASS'Y: 3182-2PG-3XX



MATING FACE
ASS'Y: 3182-3PG-3XX



DIMENSIONS IN BRACKET [] ARE METRIC.

ASS'Y P/N	GROMMET FIT CABLE O.D.
3182-2PG-315	0.15-0.17 [3.8-4.3]
3182-3PG-315	
3182-2PG-318	0.18-0.20 [4.6-5.1]
3182-3PG-318	
3182-2PG-321	0.21-0.23 [5.3-5.8]
3182-3PG-321	
3182-2PG-324	0.24-0.27 [6.1-6.8]
3182-3PG-324	
3182-2PG-328	0.28-0.29 [7.1-7.4]
3182-3PG-328	
3182-2PG-330	0.30-0.32 [7.6-8.1]
3182-3PG-330	

CUSTOMER APPROVAL

THIS DOCUMENT CONTAINS CONFIDENTIAL INFORMATION PROPRIETARY TO CONXALL CORPORATION. ANY REPRODUCTION, DISCLOSURE, OR USE OF THIS DOCUMENT /INFORMATION IS EXPRESSLY PROHIBITED UNLESS AUTHORIZED IN WRITING BY CONXALL CORPORATION.

APPROVED BY: _____

DATE: _____

A	AN	01-26-09	DRAWING CREATED PER DOR 09-E149SL					
REV.	INIT.	DATE	DESCRIPTION					
<div>ALL INFORMATION ILLUSTRATED IS THE PROPERTY OF "CONXALL CORPORATION." UNAUTHORIZED DUPLICATION OR DISTRIBUTION OF THIS DOCUMENT IS PROHIBITED.</div>			ORIG. DRAWN BY: AN		DATE: 01-15-09		<div>conxall</div> <div>601 E. WILDWOOD VILLA PARK, IL 60181</div>	
			CHECKED BY:					
<div>ALL UNITS ARE IN FEET, INCHES, FRACTION OF INCHES AND DECIMALS.</div> <div>UNLESS OTHERWISE SPECIFIED TOLERANCES: 3 PLACE DECIMALS ±.005 ANGLES ±1° FRACTIONS ±1/16</div> <div>▷ = CRITICAL CHARACTERISTIC FLAG PER SPEC. XXXX</div>			APPROVED BY:		TITLE: CONNECTOR ASSEMBLY KIT PIN CONTACTS MULTI-CON-X			
			SCALE NTS		SIZE B	SHEET 1 OF 1		CUSTOMER: STANDARD PRODUCT
			FILE: 3182-XPG-3XX		DIRECTORY: SLW		PART NUMBER: 3182-XPG-3XX	
							REV A	