
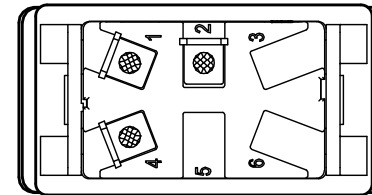
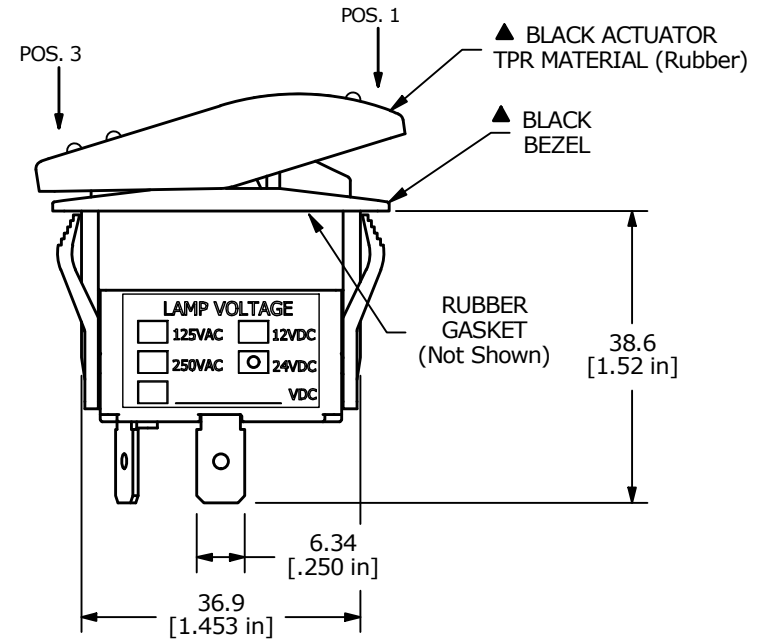
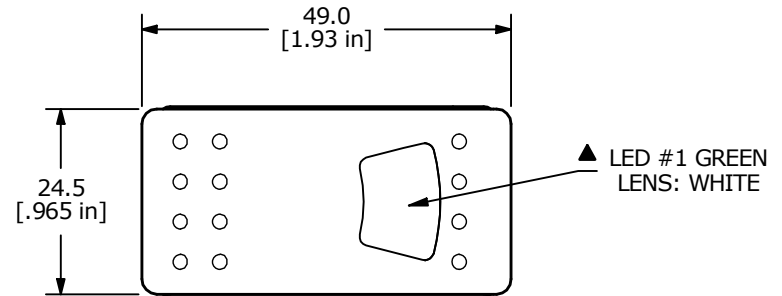
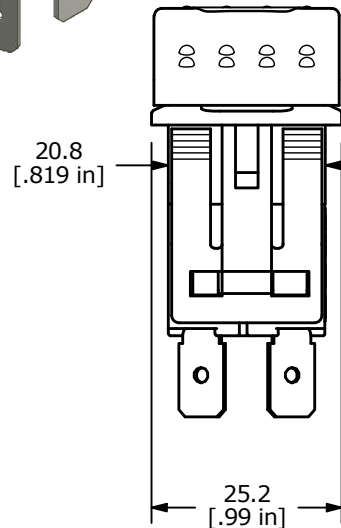
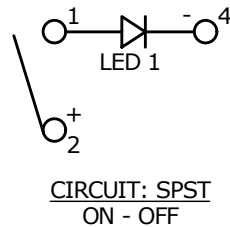


RECOMMENDED PANEL CUT-OUT

PANEL THICKNESS	X
1.0 - 1.5	37.3 ^{+0.0} _{-0.1}
2.5 - 3.0	37.5 ^{+0.0} _{-0.1}
3.5 - 4.5	37.7 ^{+0.0} _{-0.1}



▲ SWITCH FUNCTION		
POS. 1	POS. 2	POS. 3
ON	N/A	OFF
1-2	N/A	NONE



NOTES:

- ALL DIMENSIONS IN MM [INCH]
- GENERAL TOLERANCE: X.X = ± 0.4
X.XX = ± 0.25
- TERM. NUMBERS FOR REF. ONLY
- RATING: 16A @ 30VDC, 50/60 Hz, μ T55 UL LISTED
- ELECTRICAL LIFE: 10,000 CYCLES
- MECHANICAL LIFE: 30,000 CYCLES
- CONTACT RESISTANCE: <20 MILLI-OHMS INITIAL
- DIELECTRIC STRENGTH: >1,500V AC 1MIN
- INSULATION RESISTANCE: >100 MOHMS @ 500VDC
- OPERATING TEMP: 0°C to 55°C
- ▲ LED: GREEN, 24VDC
- ▲ DENOTES CRITICAL PARAMETER.

REV	ECO NO	DESCRIPTION	DATE	BY	E-SWITCH®				OBJECT ID
A	ECO-100554	Release	11/19/21	MW	TITLE R711FE1-SXXX3BDGNW				100120030
					SCALE	DATE	DR	DWG	REV
					1:1	11/18/2021	MW	C700047	A

THE INFORMATION CONTAINED IN THIS DOCUMENT IS PROPRIETARY TO E-SWITCH AND IS NOT TO BE COPIED OR TRANSFERRED