

REV. C

PLOT SCALE: .125/ DIMSCALE: .1000

DIMENSIONS ARE IN INCHES

UNLESS OTHERWISE NOTED

TOLERANCES ARE:

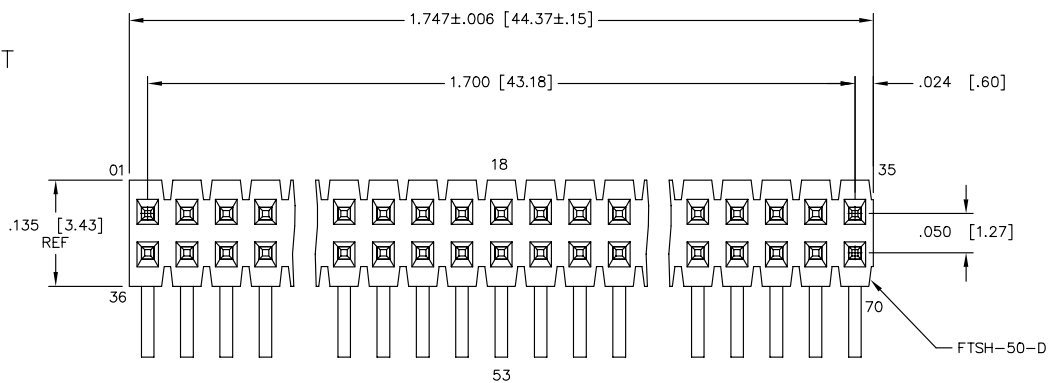
TITLE:

.050 x .050 C.L.
HOT PLUGGABLE
TERMINAL STRIP

DWG NO:

HPT-135-XX-XX-D-RA
SHEET 1 OF 1

DO NOT SCALE
FROM THIS PRINT



HPT-135-XX-XX-D-RA

No OF POS —
—35
(PER ROW)

— TAIL SPECIFICATION
—RA: RIGHT ANGLE

LEAD STYLE _____
-01: THROUGH HOLE

PLA

-L: LIGHT SELECTIVE GOLD

(USE T-1S15-03-L)

-S: SELECTIVE GOLD
(USE 1-1015-03-0)

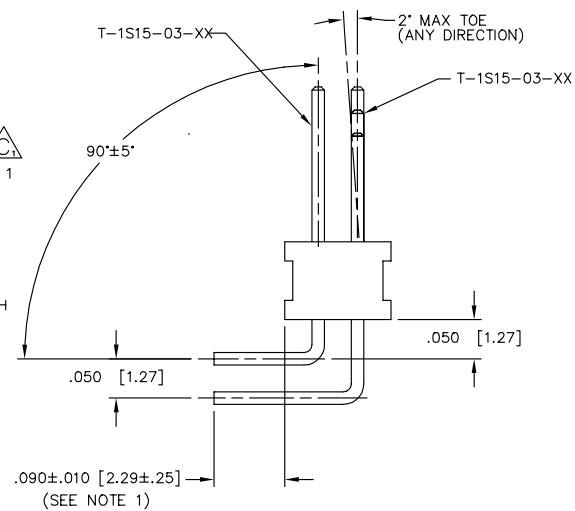
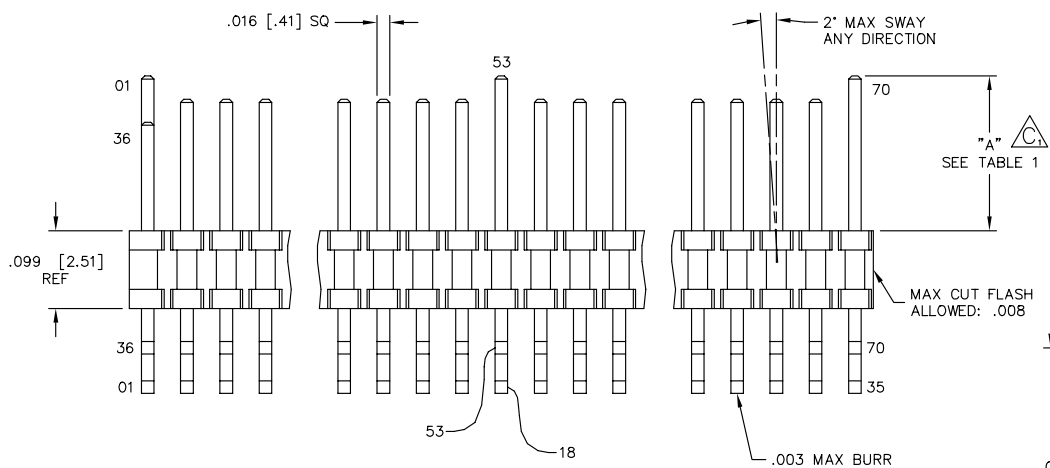
(USE T-1S15-03-S)

-LM: LIGHT SELECTIVE GOLD, MATTE TIN ON TAIL

(USE T-1S15-03-L)
CM: SELECTIVE GOLD

-SM: SELECTIVE GOLD, MATTE TIN ON TAIL
(USE T-1S15-03-S)

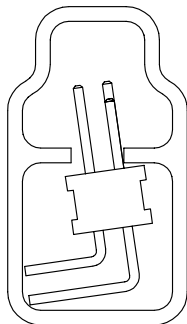
(USE 1-1515-03-S)



PACKAGING VIEW

PT-1-24-01-09
TP-24

PARTS TO BE PACKAGED IN TUBE
AS SHOWN.



PROPRIETARY NOTE

THIS DOCUMENT CONTAINS INFORMATION
CONFIDENTIAL AND PROPRIETARY TO
SAMTEC INC. AND SHALL NOT BE
REPRODUCED OR TRANSFERRED TO
OTHER DOCUMENTS OR DISCLOSED TO
OTHERS OR USED FOR ANY PURPOSE
OTHER THAN THAT FOR WHICH IT WAS
OBTAINED WITHOUT THE EXPRESSED
WRITTEN CONSENT OF SAMTEC INC.

SCALE: .75x

TABLE 1

POSITION NUMBER	"A"
35, 36	.138 [3.51]
01, 18, 53, 70	.197 [5.00]
ALL OTHERS	.167 [4.24]

NOTES:

1. TERMINALS TO BE SHEARED TO MEET DIMENSION SPECIFICATION.
2. MINIMUM PUSHOUT FORCE: .5 LB.
3. PARTS TO BE PACKAGED IN TUBE AS SHOWN.

EXISPROD\ASSEMBLY
050\HPT35ASM



810 PROGRESS BLVD. NEW ALBANY, INDIANA 47150
PHONE (812) 944-6733 P.O. BOX 1147
CODE 55322

MADE BY:

PURVIS 09-19-97

HPT-135-XX-XX-D-RA
SHEET 1 OF 1