



Series 811 Mighty Mouse High Density (HD) Metal Protective Covers

667-347 and 667-218



Protect Connectors From Damage

Machined aluminum covers have rubber gaskets for a watertight fit.

Stainless Steel Fittings and Rings

Choose small diameter eye fittings for panel attachment. Larger rings fit under the jam nut or over cable jackets. Split rings can be installed on fully assembled cables.

Polyurethane-Coated SST Wire Rope

offers high strength, excellent abrasion resistance and good flexibility. Or, choose Fluoropolymer® jacket for high temperature exposure.

Braided Nylon Rope provides excellent flexibility and good abrasion resistance, and can be ordered with slip knot fittings for easy installation on any size cable.

Table I: Attachment Code

Omit for attachment types N (No Attachment) and SK (Slip Knot)

| Attachment Code | Inside Diameter |
|-------------------|--------------------|
| Small Ring | |
| 01 | .126 (3.20) I.D. |
| 02 | .145 (3.68) I.D. |
| 04 | .188 (4.78) I.D. |
| 06 | .197 (5.00) I.D. |
| Large Ring | |
| 14 | .385 (9.78) I.D. |
| 15 | .445 (11.30) I.D. |
| 16 | .570 (14.48) I.D. |
| 17 | .635 (16.13) I.D. |
| 18 | .695 (17.65) I.D. |
| 19 | .885 (22.48) I.D. |
| 20 | 1.070 (27.17) I.D. |
| 21 | 1.135 (28.83) I.D. |
| 22 | 1.210 (30.73) I.D. |
| 23 | 1.275 (32.39) I.D. |
| 27 | .766 (19.5) I.D. |
| 29 | .315 (8.0) I.D. |
| 32 | .265 (6.7) I.D. |
| 33 | .510 (13.0) I.D. |
| Split Ring | |
| 50 | .420 (10.67) I.D. |
| 52 | .480 (12.19) I.D. |
| 54 | .635 (16.13) I.D. |
| 56 | .745 (18.92) I.D. |
| 58 | .885 (22.48) I.D. |
| 60 | 1.010 (25.65) I.D. |
| 64 | 1.125 (28.58) I.D. |
| 68 | 1.345 (34.16) I.D. |

How To Order

| Sample Part Number | 667-347 | -ME | -G | 9 | 04 | -6 |
|------------------------------------|--|-----|----|---|----|----|
| Series | 667-347 = Protective cover for use with series 811 plugs 667-218 = Protective Cover for use with Series 811 Receptacles | | | | | |
| Shell Material / Finish | ME = Aluminum / Electroless Nickel RoHS Compliant MT = Aluminum / Nickel-PTFE RoHS Compliant ZR = Aluminum / Zinc-Nickel with Black Chromate | | | | | |
| Attachment Type | -G = Nylon Rope -H = SST Wire Rope, Fluoropolymer Jacket -N = No Attachment -S = SST Sash Chain -SK = Nylon Rope With Slip Knot -T = SST Wire Rope, No Jacket -U = SST Wire Rope, Polyurethane Jacket "SST" = Stainless Steel | | | | | |
| Shell Size | 5, 6, 7, 8, 9 | | | | | |
| Attachment Code See Table I | Small ring = 01, 02, 04, 06 Large ring = 14, 15, 16, 17, 18, 19, 20, 21, 22, 23, 27, 29, 32, 33 Split ring = 50, 52, 54, 56, 58, 60, 64, 68 | | | | | |
| Attachment Length in Inches | Omit for attachment Type N (No Attachment) Example: "-6" equals six inch length | | | | | |

Table I: Cover Style

| | |
|------------------------------|------------------------------------|
| | |
| 667-347 Plug Cover | 667-218 Receptacle Cover |

Dimensions in Inches (millimeters) are subject to change without notice.

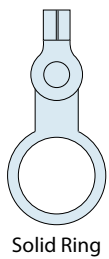
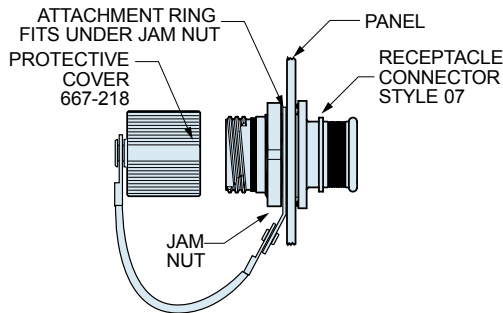
Series 811 Mighty Mouse High Density (HD) Metal Protective Cover

667-347 and 667-218 Dimensions and Attachments



Accessories

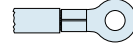
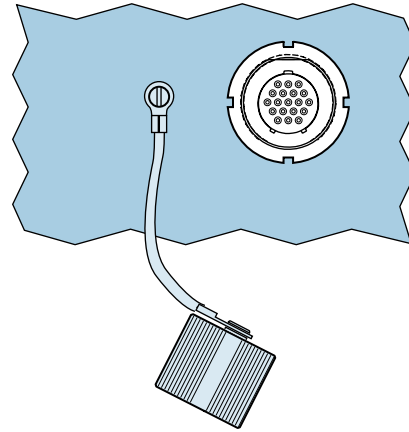
667-218 Cover Attachment to RPM Jam Nut Receptacle



Solid Ring

| Attch. Code | Shell Size | Ring I.D. | | Ring O.D. | |
|-------------|------------|-----------|-------|-----------|--------|
| | | In. | mm. | In. | mm. |
| | | ± .010 | ±0.25 | ± .015 | ± 0.38 |
| 14 | 5 | .385 | 9.78 | .510 | 12.95 |
| 15 | 6 | .445 | 11.30 | .565 | 14.35 |
| 16 | 7, 8 | .570 | 14.48 | .685 | 17.40 |
| 17 | 9 | .635 | 16.13 | .760 | 19.30 |

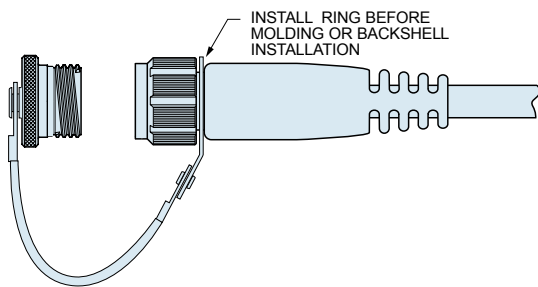
667-218 Cover Attachment to Panel with Screw



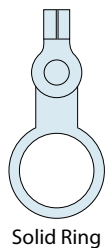
Small Ring for
Attaching Receptacle
Covers to a Panel
with a Screw

| Attch. Code | Screw Size | Ring I.D. | | Ring O.D. | |
|-------------|------------|-----------|-------|-----------|------|
| | | In. | mm. | In. | mm. |
| | | ±.005 | ±0.13 | Max. | Max. |
| 01 | #4, M3 | .126 | 3.20 | .31 | 7.9 |
| 02 | #6 | .145 | 3.68 | .31 | 7.9 |
| 04 | #8, M4 | .188 | 4.78 | .31 | 7.9 |
| 06 | #10 | .197 | 5.00 | .31 | 7.9 |

667-347 Cover Attachment to Cable Assembly



Plug cover shown

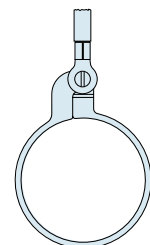
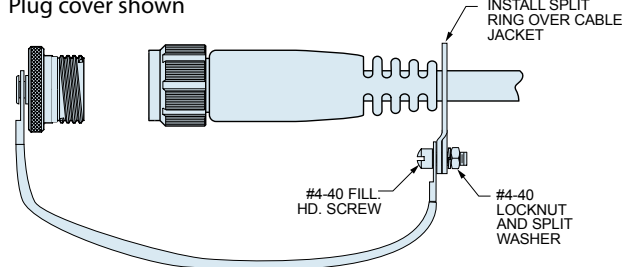


Solid Ring

| Attch. Code | Shell Size | Ring I.D. | | Ring O.D. | |
|-------------|------------|-----------|-------|-----------|--------|
| | | In. | mm. | In. | mm. |
| | | ± .010 | ±0.25 | ± .015 | ± 0.38 |
| 14 | 5,6 | .385 | 9.78 | .510 | 12.95 |
| 15 | 7 | .445 | 11.30 | .565 | 14.35 |
| 16 | 8, 9 | .570 | 14.48 | .685 | 17.40 |

667-347 Cover Attachment to Cable

Plug cover shown



Large Split Ring for
Attaching Covers to
Cables

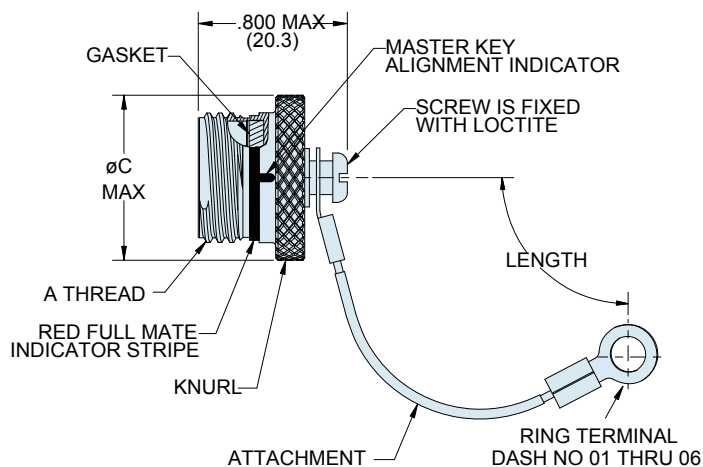
| Attch. Code | Max. Cable Dia. (in.) | Ring Diameter | | | |
|-------------|-----------------------|---------------|-------|---------|-------|
| | | Min. ID | | Max. OD | |
| | | In. | mm. | In. | mm. |
| 50 | .410 | .420 | 10.67 | .580 | 14.73 |
| 52 | .470 | .480 | 12.19 | .640 | 16.26 |
| 54 | .625 | .635 | 16.13 | .796 | 20.22 |
| 56 | .735 | .745 | 18.92 | .905 | 22.99 |
| 58 | .875 | .885 | 22.48 | 1.046 | 26.57 |
| 60 | 1.000 | 1.010 | 25.65 | 1.171 | 29.74 |
| 64 | 1.115 | 1.125 | 28.58 | 1.285 | 32.64 |
| 68 | 1.335 | 1.345 | 34.16 | 1.505 | 38.23 |

Dimensions in Inches (millimeters) are subject to change without notice.

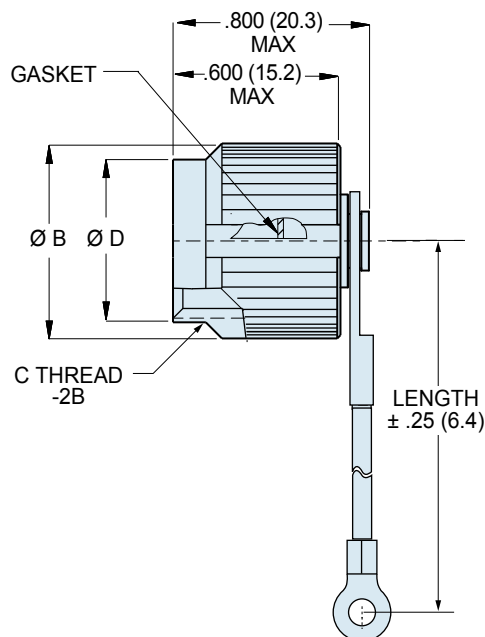


Series 811 Mighty Mouse High Density (HD) Metal Protective Cover

667-347 and 667-218 Dimensions and Attachments



667-347 Plug Cover








667-218 Receptacle Cover

| Dimensions | | | | | |
|------------|--------|-------|--------|-------|----------------|
| Shell Size | A Max. | | B Max. | | C Thread |
| | In. | mm. | In. | mm. | |
| 5 | .465 | 11.81 | .488 | 12.40 | .3125-.05P-.1L |
| 6 | .525 | 13.34 | .555 | 14.10 | .3750-.05P-.1L |
| 7 | .590 | 14.99 | .615 | 15.62 | .4375-.05P-.1L |
| 8 | .653 | 16.59 | .675 | 17.15 | .5000-.05-.1L |
| 9 | .715 | 18.16 | .840 | 21.34 | .5625-.05P-.1L |

NOTES

Materials and Finishes

- Cover: aluminum alloy or stainless steel
- Gasket: silicone rubber
- Wire, hardware: stainless steel, passivated

| Lanyard Options | |
|--|--|
|  | -65° to +100°C., black, very flexible, very good abrasion resistance, good resistance to fuels, .120" (3mm) diameter |
|  | Black polyurethane over stainless steel rope, -65° to +125°C., very flexible, excellent abrasion resistance, excellent resistance to fuels, .080" (2mm) diameter |
|  | Translucent FEP jacket over stainless steel, -65° to +200°C., fair flexibility, good abrasion resistance, .100" diameter |
|  | Stainless steel, #8 chain, .240" (6mm) |
|  | 65° to +100°C., black, very flexible, very good abrasion resistance, good resistance to fuels, .120" (3mm) diameter. Length includes .5" (13mm) diameter loop. |

Dimensions in Inches (millimeters) are subject to change without notice.