© 2019 TE Connectivity. All Rights Reserved.

SLIDE IN LOCKED POSITION
Schieber in Verriegelungsposition

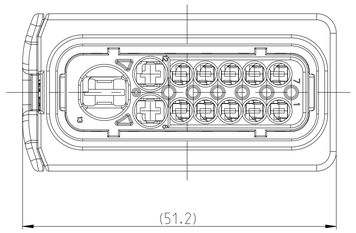

DELIVERY CONDITION:
Lieferzustand:

SECONDARY LOCKING AND SLIDE
IN PRE-LOCKED POSITION
2. Kontaktsicherung und Schieber
in Vorraststellung

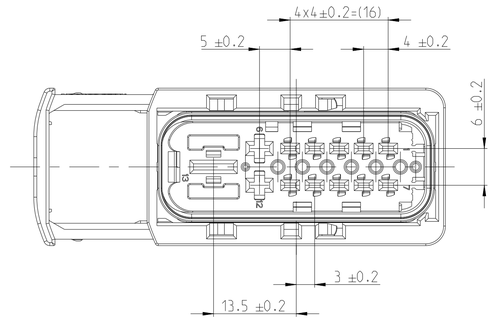

1 TE LOGO RELATED TO MOLDING TOOL
TE LOGO abhaengig vom Spritzgusswerkzeug

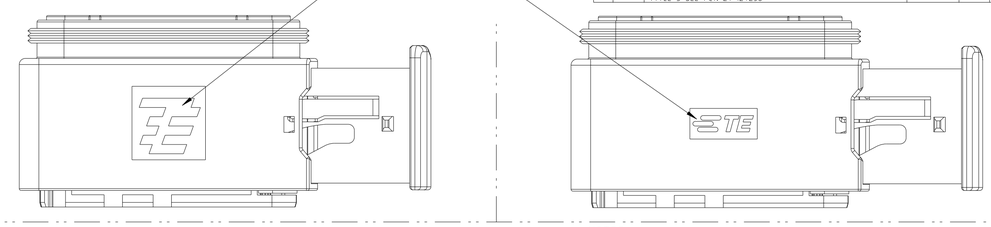

REVISIONS

P	LTR	DESCRIPTION	DATE	DWN	APVD
	A1	ADAPTATION OF TOL. AND CAVITY DIM. TO SPEC	28JAN2020	MAH.	GILC
	A2	CAVITY NUMBERS IN NEW ORDER	06FEB2020	MAH.	GILC
	A3	U-SLIDER POSITION CHANGED	05JAN2021	PN	GL
	A4	PRODUCT SERIES ABBREVIATION ADDED IN TITLE-3 SEE PCN-21-124256	16DEC2021	VNB	AW

CODING A
Kodierung

PN 1-2358263-1

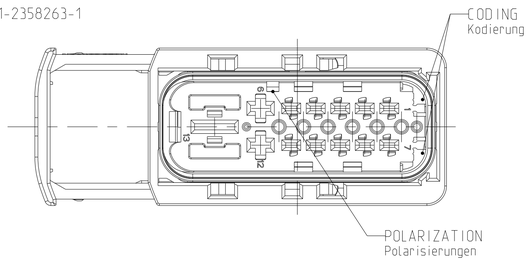

CODING B
Kodierung

PN 2-2358263-1

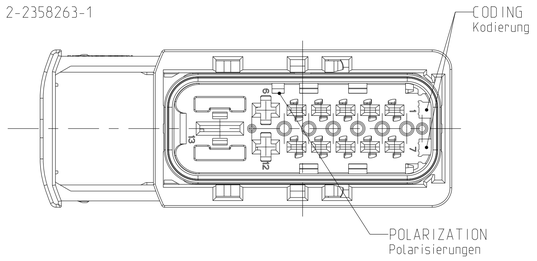

CODING C
Kodierung

PN 3-2358263-1

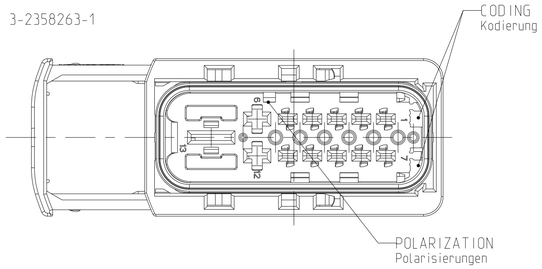

CODING D
Kodierung

PN 4-2358263-1

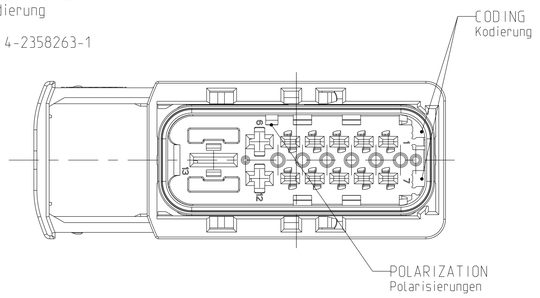

SECTION F-F
Schnitt

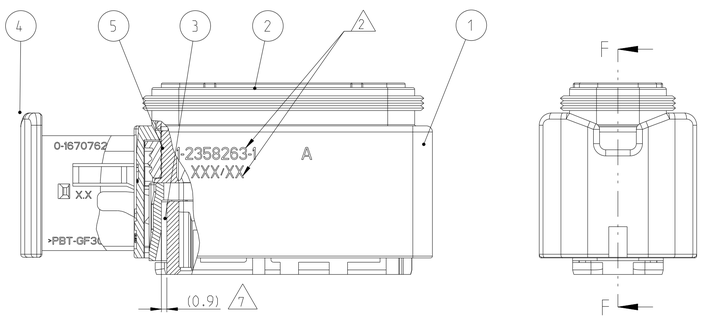

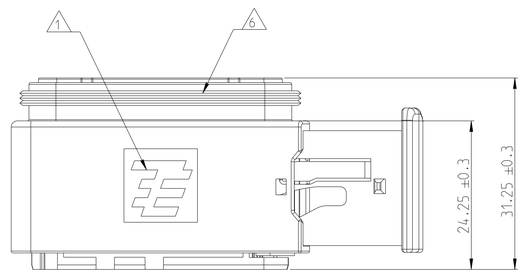

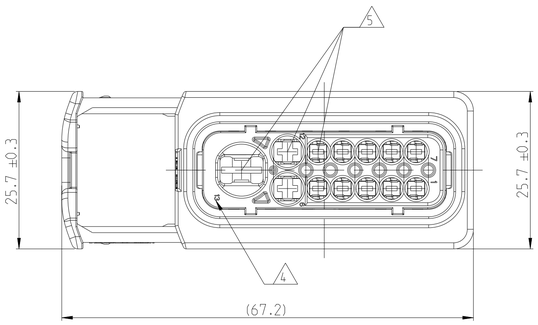

NOTES
Bemerkungen

1 TE CONNECTIVITY LOGO
TE Connectivity Logo

2 ASSY PN. PRODUCTION DATE (CALENDAR DAY/YEAR):
MARKING OPTIONAL AS LASER ENGRAVING OR
LASER WITH COLOR CHANGE
Assy PN. Produktionsdatum (Kalendertag/Jahr):
Beschriftung wahlweise als Lasergravur oder Laser mit Farbumschlag

3 BULK PACKAGING IN CORRUGATED BOX
Schuettgut im Versandkarton

4 CAVITY NUMBERING
Kammerbezeichnung

5 CAVITIES MATED WITH

AMP MCP 1.5k SEE PRODUCT
GROUP DRAWING TE NO: 1241436
MAX. WIRE SIZE: 1.5mm² FLR

STANDARD APPLICATION:
AT TEMPERATURE UP TO 120 DEGREE CELSIUS.
SINGLE WIRE SEAL PN 0-2287497-1 AT WIRE SIZE 1.5mm² FLR
RECOMMENDED.

RECOMMENDATION FOR APPLICATION TEMPERATURES UP TO
140 DEGREE CELSIUS. SINGLE WIRE SEAL
PN 0-964972-1. WIRE SIZE: 1.5mm² FLR (AWG 16 TXL
BUT SLIGHTLY HINDERED MOUNTING.

AMP MCP 2.8 SEE PRODUCT
GROUP DRAWING TE NO:1355036
MAX. WIRE SIZE: 2.5mm² FLR

AMP MCP 6.3/4.8k SEE PRODUCT
GROUP DRAWING TE NO: 1241438
MAX. WIRE SIZE: 6.0mm² FLR

Kontaktkammern passend fuer

AMP MCP 1.5k
siehe Produktgruppenzeichnung
TE Nr: 1241436
max. Drahtgroessenbereich: 1.5mm² FLR

Standard Anwendung:
Bei Einsatztemperatur bis 120°C
Einzelleiterdichtung 0-2287497-1 bei Leitergroesse 1.5mm² FLR empfohlen.

Bei Einsatztemperaturen bis 140°C empfehlen wir bei dem
Drahtgroessenbereich 1.5mm² FLR (AWG 16 TXL) die Einzelleiterdichtung
PN 964972-1,
jedoch mit leicht erschwerter Bestueckbarkeit.

Kontaktkammern passend fuer AMP MCP 2.8
siehe Produktgruppenzeichnung
TE Nr: 1355036
max. Drahtgroessenbereich: 2.5mm² FLR

Kontaktkammern passend fuer AMP MCP 6.3/4.8k
siehe Produktgruppenzeichnung
TE Nr: 1241438
max. Drahtgroessenbereich: 6.0mm² FLR

6 SUITABLE COVERS SEE DRAWING: 1670865-1, 1670866-1
Passende Kappen siehe Zeichnung: 1670865-1, 1670866-1

7 SLIDING DISTANCE OF SECONDARY LOCKING
Verschiebeweg der 2. Kontaktsicherung

8 FITS TO TE INTERFACE DRAWING 114-18799-1
Passend zur Ausfuehrungsvorschrift 114-18799-1

9 SUITABLE COUNTERPART SEE DRAWING: NOT AVAILABLE
passendes Gegenstueck seihe Zeichnung: nicht verfugbar

10 MALFUNCTION CAUSED BY LACQUER IS NOT
COVERED BY TE WARRANTY.
Funktionsbeeintraechtigung durch Lackieren Liegt nicht im
Einfluss und Gewaehrleistungsumfang von TE.

SCALE 1:1

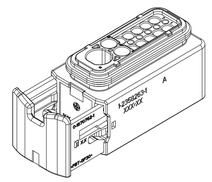

1-2358263-1 AS SHOWN
1-2358263-1 wie gezeigt

ITEM NO	DESCRIPTION Beschreibung	COLOUR Farbe	MATERIAL
1	RECEPTACLE HOUSING Buchsengehaeuse 13POS. CAVITY BLOCK, CODE. "A" 13pol. Kammerblock, Kodierung. "A"	BLACK schwarz	PBT-GF30 / V-0
2	13POS. CAVITY BLOCK, CODE. "B" 13pol. Kammerblock, Kodierung. "B"	GREY grau	PBT-GF30 / V-0
2	13POS. CAVITY BLOCK, CODE. "C" 13pol. Kammerblock, Kodierung. "C"	GREEN gruen	PBT-GF30 / V-0
2	13POS. CAVITY BLOCK, CODE. "D" 13pol. Kammerblock, Kodierung. "D"	BLUE blau	PBT-GF30 / V-0
3	SECONDARY LOCKING DEVICE zweite Kontaktsicherung	YELLOW gelb	PBT-GF30 / V-0
4	U-SLIDE U-Schieber	YELLOW gelb	PBT-GF30 / V-0
5	SEAL Dichtung	WHITE weiss	MVQ

TE ORDER-NO. TE Bestell-Nr.	REV.	NO. OF POS. Polzahl	CODE Kodierung	COLOR OF CAVITY BLOCK Farbe des Kammerblocks	QUANTITY Stueck								ITEM NO ASSY
4-2358263-1	A	13	D	BLUE blau	1	-	-	-	1	1	1	1	4
3-2358263-1	A	13	C	GREEN gruen	1	-	-	1	-	1	1	1	3
2-2358263-1	A	13	B	GREY grau	1	-	1	-	-	1	1	1	2
1-2358263-1	A	13	A	BLACK schwarz	1	1	-	-	-	1	1	1	1

THIS DRAWING IS A CONTROLLED DOCUMENT.

DIMENSIONS: mm

TOLERANCES UNLESS OTHERWISE SPECIFIED: ACC. TO ISO 8015 ACC. TO DIN 16901-140
1 PLC
2 PLC
3 PLC
4 PLC
ANGLES ±2

MATERIAL: SEE TABLE siehe Tabelle
FINISH: SEE TABLE siehe Tabelle

DWN	PAVAN G	12NOV2019
CHK	P. WROBEL	13NOV2019
APVD	F. ELTROP	13NOV2019

PRODUCT SPEC: 108-94020
APPLICATION SPEC: 114-18756
WEIGHT: -

TE Connectivity

NAME: 13POS. AMP MCP MIXED. REC. HSG. ASSY
13pol. AMP MCP gemixed. Buchsengehaeuse
HEAVY DUTY SEALED CONNECTOR SERIES. Group E

SIZE	CAGE CODE	DRAWING NO	RESTRICTED TO
A1	00779	C-2358263	-

CUSTOMER DRAWING | SCALE 2:1 | SHEET 1 OF 1 | REV A4