| Shell size | Appliance mounting Part No. | Hood mounting Part No. | A ±0,3 | B ±0,15 | C ±0,2 | D |
|---|---|---|---|---|---|---|
| 1 | F-GV-1<br>F-GV-1M3 | F-GV-1H<br>F-GV-1HM3 | 35,1 | 25 | 12,5 | 4-40UNC<br>M3 |
| 2 | F-GV-2<br>F-GV-2M3 | F-GV-2H<br>F-GV-2HM3 | 43,1 | 33,3 | 12,5 | 4-40UNC<br>M3 |
| 3 | F-GV-3<br>F-GV-3M3 | F-GV-3H<br>F-GV-3HM3 | 56,94 | 47,04 | 12,5 | 4-40UNC<br>M3 |
| 4 | F-GV-4<br>F-GV-4M3 | F-GV-4H<br>F-GV-4HM3 | 73,3 | 63,5 | 12,5 | 4-40UNC<br>M3 |
| 5 | F-GV-5<br>F-GV-5M3 | F-GV-5H<br>F-GV-5HM3 | 72 | 61,1 | 14,7 | 4-40UNC<br>M3 |

| | E | F |
|---|---|---|
| for mounting on the hood | 12,4 | 10,0 |
| for mounting on the appliance | 10,9 | 8,5 |

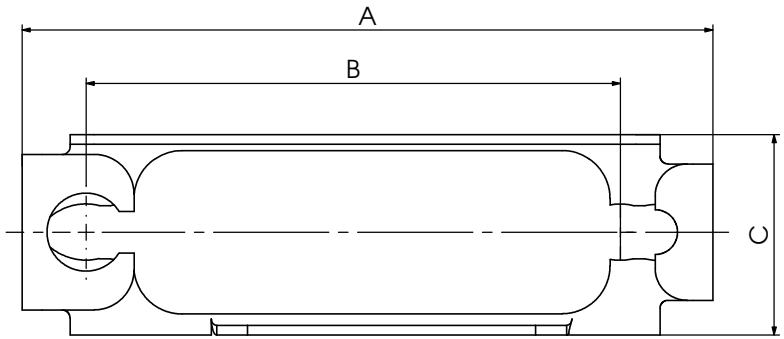


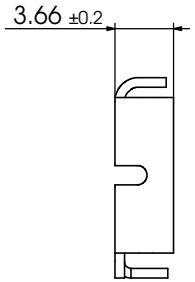


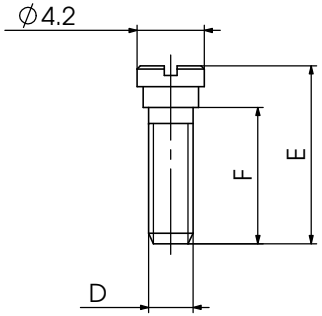


*PACKING UNIT:*

F-GV-1 to 5 and F-GV-1M3 to 5M3 with 2 screws, 2 spring washers and 2 nuts

F-GV-1H to 5H and F-GV-1HM3 to 5HM3 with 2 screws

| | | | | | |
|---|---|---|---|---|---|
| | | | Measurement without tolerance occ. to ISO 2768-m | SCALE 2:1 | TITLE Slide Lock |
| | | | NAME / DATE | | |
| | | | DRAWN | sschref 12-05-2009 | |
| | | | CHECKED | friedrich.Flossmann 14-05-2009 | |
| | | | FCT group fctgroup.com | | DWG.NO. F-GV-1-5 / REV. 1 |
| 1 | | | | | |
| REV. | DATE | CH.-NO. | ORIGINAL: DIN A3-DRAWING AS A FILE | REPLACEMENT FOR: F-GV-1-5_D | PAGES 1 |

COMMENT:
ALL RIGHTS ARE RESERVED BY US FOR THIS DRAWING, WITHOUT OUR PRIOR CONSENT,
IT MAY NEITHER BE DUBLICATED NOR MADE AVAILABLE TO A THIRD PARTY,
AND IT ALSO MAY NOT BE IMPROPERLY USED BY TE RECEIVER, OR A THIRD PARTY.