

## SUMMARY

### # Wires

Low voltage 5



*Image is for illustrative purpose only*

Series 2K  
Termination type Female crimp  
IP rating 68  
AWG wire size 20.00 - 18.00  
Cable Ø 0.00 - 0.00 mm  
Status active

### Download

[Request a quote](#)

[Catalog](#)

## TECHNICAL DETAILS

### Mechanics

Shell Style/Model EG\*: Fixed receptacle, nut fixing  
Keying 2 keys (alpha=30, plug: male contacts, receptacle: female contacts)  
Housing Material Brass (chrome plated [SAE AMS 2460]) shell and collet nut, nickel plated [SAE AMS QQ N 290] brass latch sleeve and mid pieces  
Weight 36.85 g

### Performance

Configuration 2K.305 : 5 Low Voltage  
Insulator Y: PEEK for crimp contacts  
Rated Current 14 Amps

### Specifications

Contact Type: Crimp  
Contact Retention: 40 N  
Contact Dia.: 1.3 mm (0.051in)  
Bucket Dia.: 1.4 mm (0.055in)  
Min. Conductor: 0.5 mm<sup>2</sup> (AWG 20)  
Max. Conductor: 1 mm<sup>2</sup> (AWG 18)  
R (max): 3.6 mOhm  
Vtest (contact-shell): 2150 V (AC), 3040 V (DC)

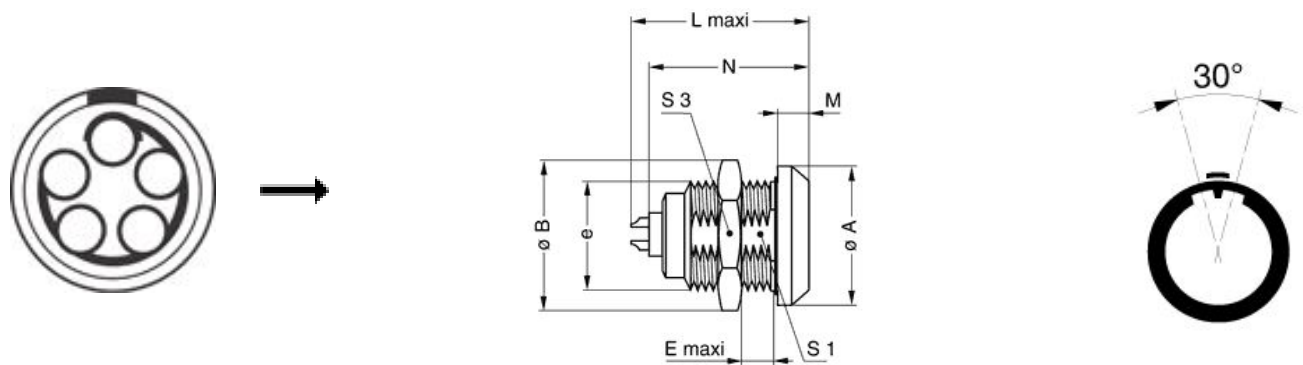
*LEMO products and services are provided "as is". LEMO makes no warranties or representations with regard to LEMO product & services or use of them, express, implied or statutory, including for accuracy, completeness, or security. The user is fully responsible for his products and applications using LEMO components.*

Vtest (contact-contact): 2150 V (AC), 3040 V (DC)

Others

- Endurance (Shell): 5000 mating cycles
- Temp (min / max): -55°C / +200°C
- Humidity (max): <=95% [at 60 deg C / 140 F]
- Vibration: 15 g [10 Hz - 2000 Hz]
- Shock Resistance: 100 g [ 6 ms]
- Climatical Category: 50/175/21
- Shielding (min): 95 dB (10 MHz)
- Shielding (min): 80 dB (1 GHz)
- Salt Spray Corrosion: >1000 hr

DRAWINGS



Dimensions

	A	B	E	L	M	N	S1	S3	e
mm.	25	27.5	9	30.7	5	28.6	18.5	24	M20x1.0
in.	0,98	1,08	0,35	1,21	0,20	1,13	0,73	0,94	

RECOMMENDED BY LEMO

Tools

LEMO products and services are provided “as is”. LEMO makes no warranties or representations with regard to LEMO product & services or use of them, express, implied or statutory, including for accuracy, completeness, or security. The user is fully responsible for his products and applications using LEMO components.

Crimp Tool: [DPC.91.701.V](#)



Crimp settings: AWG/Selector = 18-20/8-7

Positionner: [DCE.91.132.BVM](#)

Extractor: [DCF.91.131.2LT](#)

Replacement contact: EGG.2B.665.ZZM

### Cables

CMN.05.T18.065PGZE		Grey	
CMN.05.T18.065PNZE			
CMN.05.T20.057PGZE		Grey	
CMN.05.T20.057PNZE			
CMN.05.T20.057QGZE	TPR (medical)	Grey	
CMN.05.T22.051QGZE	TPR (medical)	Grey	
CMN.05.T28.029PGCE	PVC	GREY	
CMN.05.T28.029PGZE		Grey	
CMN.05.T28.029PNCE	PVC	Black	
CMN.05.T28.029PNZE			
150250	PVC	Grey	
250500	PVC	Grey	
50090	PVC	Black	
50140	PVC	Grey	
5050	PVC	Black	

LEMO products and services are provided “as is”. LEMO makes no warranties or representations with regard to LEMO product & services or use of them, express, implied or statutory, including for accuracy, completeness, or security. The user is fully responsible for his products and applications using LEMO components.