

SUMMARY

Wires

Low voltage 8



Image is for illustrative purpose only

Series	2B
Termination type	Female crimp
IP rating	50
AWG wire size	24.00 - 20.00
Cable Ø	5.30 - 6.20 mm
Status	active
Matching parts	EGJ.2B.308.CYC

Download

[Request a quote](#)

[Catalog](#)

TECHNICAL DETAILS

Mechanics

Shell Style/Model	FH*: Elbow plug, cable collet and nut for fitting a bend relief
Keying	2 keys (alpha=37.5, plug: female contacts, receptacle: male contacts)
Housing Material	Brass (chrome plated [SAE AMS 2460]) shell and collet nut, nickel plated [SAE AMS QQ N 290] brass latch sleeve and mid pieces
Variant	Z : Nut for fitting a bend relief

Performance

Configuration	2B.308 : 8 Low Voltage
Insulator	Y: PEEK for crimp contacts
Rated Current	10 Amps

Specifications

Contact Type:	Crimp
Contact Retention:	30 N
Contact Dia.:	0.9 mm (0.035in)
Bucket Dia.:	1.1 mm (0.043in)
Min. Conductor:	0.25 mm ² (AWG 24)
Max. Conductor:	0.5 mm ² (AWG 20)
R (max):	4.8 mOhm
Vtest (contact-shell):	1950 V (AC), 2800 V (DC)

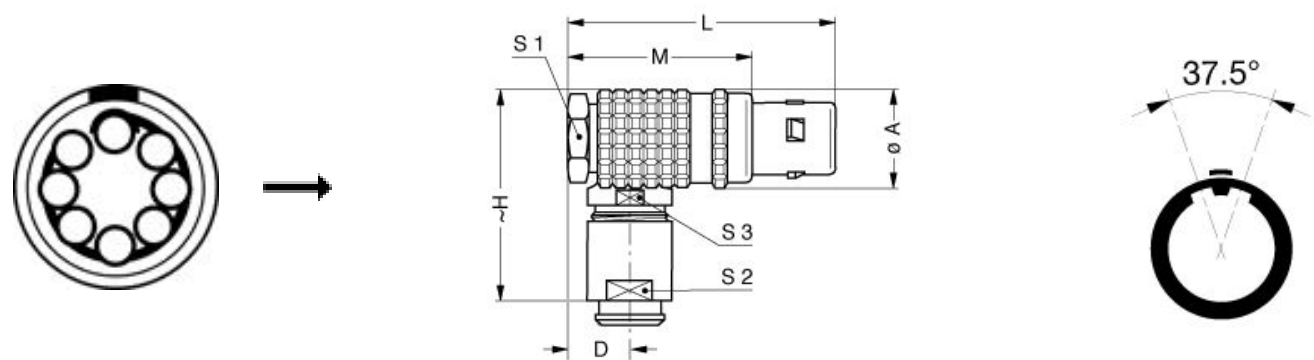
LEMO products and services are provided "as is". LEMO makes no warranties or representations with regard to LEMO product & services or use of them, express, implied or statutory, including for accuracy, completeness, or security. The user is fully responsible for his products and applications using LEMO components.

Vtest (contact-contact): 1950 V (AC), 2750 V (DC)

Others

- Endurance (Shell): 5000
- Temp (min / max): -55°C / +250°C
- Humidity (max): <=95% [at 60 deg C / 140 F]
- Vibration: 15 g [10 Hz - 2000 Hz]
- Shock Resistance: 100 g [6 ms]
- Climatical Category: 50/175/21
- Shielding (min): 75 dB (10 MHz)
- Shielding (min): 40 dB (1 GHz)
- Salt Spray Corrosion: >1000 hr

DRAWINGS



Dimensions

	A	D	H	L	M	S1	S2	S3
mm.	16.5	9	34.3	41.5	29.5	14	12	14
in.	0,65	0,35	1,35	1,63	1,16	0,55	0,47	0,55

RECOMMENDED BY LEMO

Tools

LEMO products and services are provided “as is”. LEMO makes no warranties or representations with regard to LEMO product & services or use of them, express, implied or statutory, including for accuracy, completeness, or security. The user is fully responsible for his products and applications using LEMO components.

Crimp Tool: [DPC.91.701.V](#)

Crimp settings: AWG/Selector = 20-22-24/6-5-5






Positionner: [DCE.91.092.BVM](#)

Extractor: [DCF.91.090.2LT](#)

Replacement contact: EGG.2B.660.ZZM

Spanner wrench: [DCD.2B.025.PA120](#)

Cables

CMN.08.T22.059QGC	TPR	Grey	
CMN.08.T22.059QGZE	TPR (medical)	Grey	
16080	PVC	Grey	
180240	PVC	Black	
180260	PVC	Black	
335991	PVC	Black	
42265	PVC	Yellow	
80140	PVC	Grey	

LEMO products and services are provided “as is”. LEMO makes no warranties or representations with regard to LEMO product & services or use of them, express, implied or statutory, including for accuracy, completeness, or security. The user is fully responsible for his products and applications using LEMO components.