


R Series

High-Density
0.075"
(1.905mm)



3
Row

RM – Three-Row, Right-Angle, Board-Mount Receptacle

Contact Spacing: 0.075" (1.91 mm)
R-Series products are high-density, plastic connectors commonly used in board-to-board applications. Approved to MIL-55302 standard.

Sample Part Number Format: RM362-035-441-5500-076



| SERIES | ROWS | STYLE | BODY MATERIAL | SIZE | PLATING | POLARIZATION | OPTIONS |
|---|-----------------------------|---|---------------------------------|--|--|---|--|
| 0.075" Plastic Rectangular Connector (Receptacle) | 3 – 3-Row (10-100 contacts) | 6 – Receptacle, right-angle with mounting ears 8 – Receptacle, right-angle without mounting ears | 2 – Polyphenylene sulfide (PPS) | 011 – 11 contacts 023 – 23 contacts 035 – 35 contacts 047 – 47 contacts 059 – 59 contacts 071 – 71 contacts 080 – 80 contacts 092 – 92 contacts 104 – 104 contacts 122 – 122 contacts 140 – 140 contacts 152 – 152 contacts 182 – 182 contacts 206 – 206 contacts | 1 – Gold 2 – Pre-tinned, SnPb alloy ‡ 3 – Pre-tinned, SAC305 alloy | 00 – None XX – See page 140 for codes 70 – Same as above, but without Loctite® (customer-keyed) | 076 – PWB mounting holes, 0.100" Ø (cross-drilled) |
| | | | | TERMINATION 44 – Plated thru-hole, 0.109" x 0.020" Ø 45 – Plated thru-hole, 0.140" x 0.020" Ø 46 – Plated thru-hole, 0.172" x 0.020" Ø 47 – Plated thru-hole, 0.250" x 0.020" Ø | HARDWARE 0256 – None 55 – Guide set 57 – Two guide pins 58 – Two guide sockets 29 – Fixed jackset 30 – Fixed jackset, reversed 19 – Two fixed jackscrews 20 – Two fixed jackscrews 59 – Hex turning jackset, 0.200" 60 – Hex turning jackset reversed, 0.200" 61 – Two hex turning jackscrews, 0.200" 62 – Two hex turning jackscrews, 0.200" 64 – Turning jackset, 0.490" | | |

Notes:
‡ Not RoHS-compliant

PLEASE CONSULT THE AIRBORN WEBSITE FOR THE LATEST REVISION OF THIS DOCUMENT PRIOR TO BEGINNING ANY DESIGN WORK.

Mates with

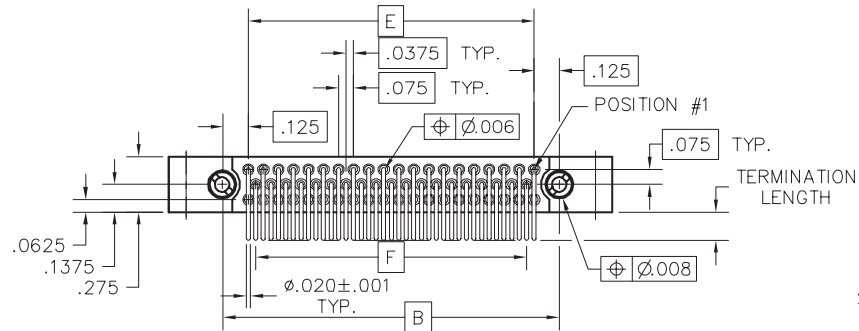
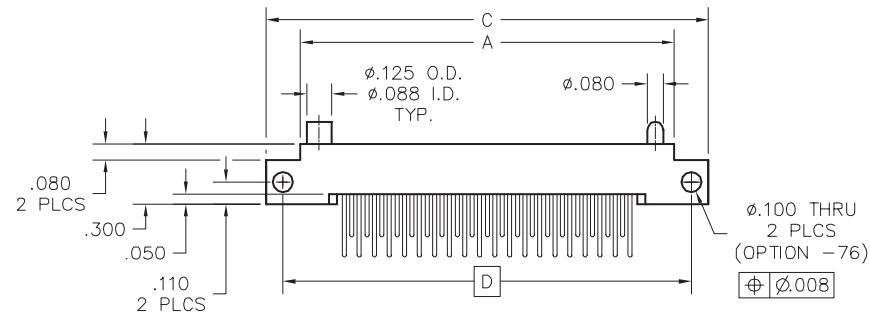
- RM312 & RM332 — Three-row, straight plug
- RM352 & RM372 — Three-row, right-angle plug
- RA3 — Three-row, I/O plug

Terminations

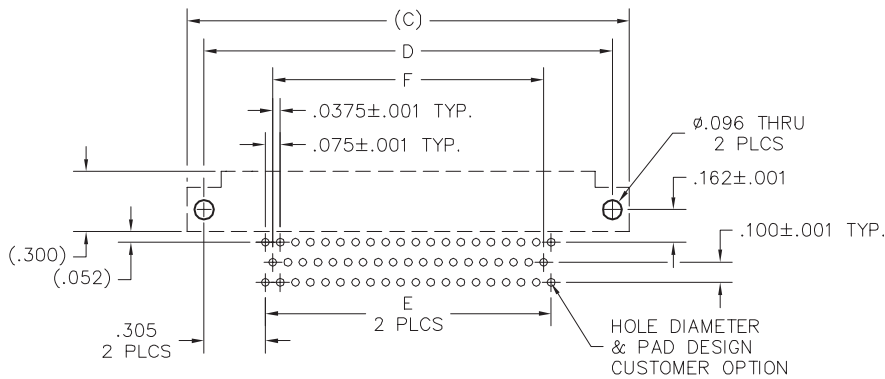


RM – Three-Row, Right-Angle, Board-Mount Receptacle

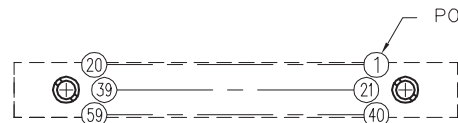
Plastic ▪ 3-Row ▪ 11-206 Contacts



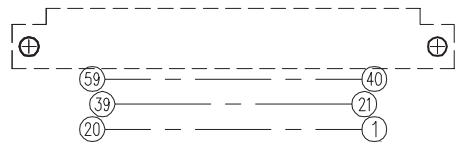
RECEPTACLE



PCB LAYOUT VIEWED FROM COMPONENT SIDE



PIN IDENTIFICATION PATTERN
VIEWED FROM TERMINATION SIDE



PCB PIN IDENTIFICATION PATTERN
VIEWED FROM COMPONENT SIDE
(EXAMPLE: 59 POSITION CONNECTOR)

| DIMENSIONS | | | | | | |
|------------|-------|-------|-------|-------|-------|-------|
| SIZE | A | B | C | D | E | F |
| 11 | .665 | .475 | 1.005 | .835 | .225 | .150 |
| 23 | .965 | .775 | 1.305 | 1.135 | .525 | .450 |
| 35 | 1.265 | 1.075 | 1.605 | 1.435 | .825 | .750 |
| 47 | 1.565 | 1.375 | 1.905 | 1.735 | 1.125 | 1.050 |
| 59 | 1.865 | 1.675 | 2.205 | 2.035 | 1.425 | 1.350 |
| 71 | 2.165 | 1.975 | 2.505 | 2.335 | 1.725 | 1.650 |
| 80 | 2.390 | 2.200 | 2.730 | 2.560 | 1.950 | 1.875 |
| 92 | 2.690 | 2.500 | 3.030 | 2.860 | 2.250 | 2.175 |
| 104 | 2.990 | 2.800 | 3.330 | 3.160 | 2.550 | 2.475 |
| 122 | 3.440 | 3.250 | 3.780 | 3.610 | 3.000 | 2.925 |
| 140 | 3.890 | 3.700 | 4.230 | 4.060 | 3.450 | 3.375 |
| 152 | 4.190 | 4.000 | 4.530 | 4.360 | 3.750 | 3.675 |
| 182 | 4.940 | 4.750 | 5.280 | 5.110 | 4.500 | 4.425 |
| 206 | 5.540 | 5.350 | 5.880 | 5.710 | 5.100 | 5.025 |

PLEASE CONSULT THE AIRBORN WEBSITE FOR THE LATEST REVISION OF THIS DOCUMENT PRIOR TO BEGINNING ANY DESIGN WORK.