



Series 88 SuperFly Protective Covers for Series 881 Connectors 667-362 & 667-366 Metal Covers

METAL PROTECTIVE COVERS FOR SERIES 881 THREADED PLUGS AND RECEPTACLES



Receptacle Cover

Plug Cover

Rugged metal protective covers fit 881Series connectors. Protects connector from water and debris ingress. Three attachment options: nylon rope with slip knot (GSCS), 1/2 inch stainless steel wire rope with loose crimp ferrule for attaching to cable (SCF), or stainless steel rope with attachment rings for attaching to panel with screw or installing under connector. Two piece receptacle cover features free-spinning self-locking nut for easy installation and removal. Aluminum or stainless steel. Attachment rings are stainless steel with black oxide finish.

Series 881 Metal Protective Covers

Sample Part Number


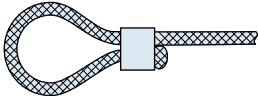
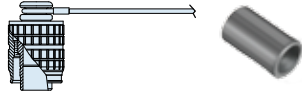
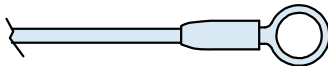

667-366

ZR

E

04

-3

Series	Shell Material / Finish	Shell Size		Attachment Type			Length																																																						
667-366 Protective Cover for Series 881 Receptacles 	M Aluminum / Electroless Nickel RoHS Compliant	Shell Size	Ref. Contact Arr.	Nylon Rope with Slip Knot			Lanyard Length in Inches Example: -4 specifies a 4 inch lanyard length.																																																						
				GSCS																																																									
		B	B7N																																																										
		C	C10N C2M2N	Flexible Black Nylon Rope With Adjustable Slip Knot. The sleeve can be crimped with pliers for a permanent attachment. Flexible, abrasion-resistant .062 inch (1.6mm) diameter.																																																									
	ZR Aluminum / Zinc-Nickel with Non-Reflective Black Chromate RoHS Compliant	D	D3M D2W2N	Stainless Steel Rope With Loose Crimp Ferrule			Length																																																						
					SCF			In.	mm.	Ordering Code																																																			
		E	E3W E19N E4M4N				2	51	-2																																																				
		F	F22N F4W4N	Stainless Steel Wire Rope with Black Nylon Coating. Low profile, high strength, flexible .034 (0.86) diameter. Supplied with loose crimp ferrule. Loop lanyard around cable, terminate with flat nose pliers and remove excess lanyard.			3	76	-3																																																				
	MT Aluminum / Nickel-PTFE RoHS Compliant	G	G7W G10M G6M10N	Stainless Steel Rope With Ring			4	102	-4																																																				
								5	127	-5																																																			
		H	H10W H37N H6W14N	Stainless Steel Wire Rope with Black Nylon Coating. Low profile, high strength, flexible .034 (0.86) diameter. Supplied with attachment ring.			6	152	-6																																																				
		J	J44N J7W19N	<table><tr><th colspan="2">Ring ID</th><th>Ordering Code</th><th colspan="2">Ring ID</th><th>Ordering Code</th></tr><tr><th>In.</th><th>mm.</th><th></th><th>In.</th><th>mm.</th><th></th></tr><tr><td>.093</td><td>2.36</td><td>02</td><td>.380</td><td>9.65</td><td>95</td></tr><tr><td>.121</td><td>3.07</td><td>04</td><td>.420</td><td>10.67</td><td>105</td></tr><tr><td>.282</td><td>7.16</td><td>70</td><td>.439</td><td>11.15</td><td>110</td></tr><tr><td>.302</td><td>7.67</td><td>75</td><td>.459</td><td>11.66</td><td>115</td></tr><tr><td>.321</td><td>8.15</td><td>80</td><td>.478</td><td>12.14</td><td>120</td></tr><tr><td>.341</td><td>8.66</td><td>85</td><td>.498</td><td>12.65</td><td>125</td></tr><tr><td>.361</td><td>9.17</td><td>90</td><td>.518</td><td>13.16</td><td>130</td></tr></table>			Ring ID		Ordering Code	Ring ID		Ordering Code	In.	mm.		In.	mm.		.093	2.36	02	.380	9.65	95	.121	3.07	04	.420	10.67	105	.282	7.16	70	.439	11.15	110	.302	7.67	75	.459	11.66	115	.321	8.15	80	.478	12.14	120	.341	8.66	85	.498	12.65	125	.361	9.17	90	.518	13.16	130	7
Ring ID		Ordering Code	Ring ID		Ordering Code																																																								
In.	mm.		In.	mm.																																																									
.093	2.36	02	.380	9.65	95																																																								
.121	3.07	04	.420	10.67	105																																																								
.282	7.16	70	.439	11.15	110																																																								
.302	7.67	75	.459	11.66	115																																																								
.321	8.15	80	.478	12.14	120																																																								
.341	8.66	85	.498	12.65	125																																																								
.361	9.17	90	.518	13.16	130																																																								
667-362 Protective Cover for Series 881 Plugs 	Z1 Stainless Steel / Passivated RoHS Compliant	K	K19M K13M19N				8	203	-8																																																				
			L	L22M																																																									

Dimensions in inches (millimeters) and are subject to change without notice.

CAGE Code 06324

Printed in U.S.A.

© 2012 Glenair, Inc.

GLENAIR, INC. • 1211 AIR WAY • GLENDALE, CA 91201-2497 • 818-247-6000 • FAX 818-500-9912


www.glenair.com

G-5

E-Mail: sales@glenair.com

May 2013

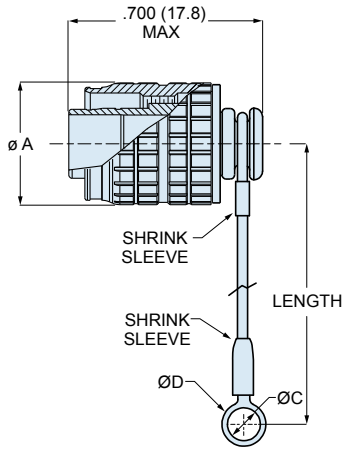
Series 88 SuperFly Protective Covers for Series 881 Connectors 667-362 & 667-366 Metal Covers



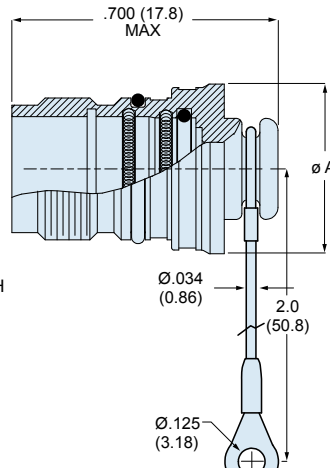
Series 88 SuperFly

DIMENSIONS

**Receptacle Cover
667-366**



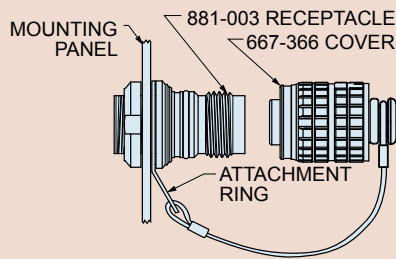
**Plug Cover
667-362**



Dimensions				
Shell Size	Ø A		Ø B	
	In.	mm.	In.	mm.
B	.355	9.02	.337	8.56
C	.375	9.53	.362	9.19
D	.395	10.03	.375	9.53
E	.414	10.52	.401	10.19
F	.434	11.02	.420	10.67
G	.454	11.53	.442	11.23
H	.493	12.52	.479	12.17
J	.533	13.54	.507	12.88
K	.553	14.05	.529	13.44
L	.592	15.04	.568	14.43

Attachment Ring Dim.				
Code	C Min.		D Max.	
	In.	mm.	In.	mm.
02	.093	2.36	.310	7.87
04	.121	3.07	.310	7.87
70	.282	7.16	.402	10.21
75	.302	7.67	.422	10.72
80	.321	8.15	.441	11.20
85	.341	8.66	.461	11.71
90	.361	9.17	.481	12.22
95	.380	9.65	.500	12.70
105	.420	10.67	.540	13.72
110	.439	11.15	.559	14.20
115	.459	11.66	.579	14.71
120	.478	12.14	.598	15.19
125	.498	12.65	.618	15.70
130	.518	13.16	.638	16.21

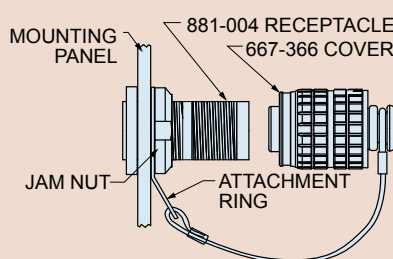
Attaching a 667-366 Receptacle Cover to a Front Panel Mounted 881-003 Receptacle



PANEL DIA. & RING CODE

Shell Size	Ø DIA.		Ring Code
	In.	mm.	
B	.282	7.16	70
C	.302	7.67	75
D	.321	8.15	80
E	.341	8.66	85
F	.361	9.17	90
G	.380	9.65	95
H	.420	10.67	105
J	.439	11.15	110
K	.459	11.66	115
L	.498	12.65	125

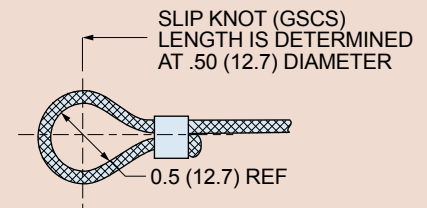
Attaching a 667-366 Receptacle Cover to a Rear Panel Mounted 881-004 Receptacle



PANEL DIA. & RING CODE

Shell Size	Ø DIA.		Ring Code
	In.	mm.	
B	.282	7.16	70
C	.302	7.67	75
D	.321	8.15	80
E	.341	8.66	85
F	.361	9.17	90
G	.380	9.65	95
H	.420	10.67	105
J	.439	11.15	110
K	.478	12.14	120
L	.518	13.16	130

SLIP KNOT



Materials and Finishes

Cover, Coupling Nut	Aluminum alloy or Stainless steel. See Ordering Info for material and finish options
Lanyard	Black nylon rope .062" (1.57) diameter or 1/32" stainless steel rope with black nylon coating .034" (0.86) diameter
Crimp Ring, Attachment Ring and Crimp Ferrule	Stainless steel with black oxide finish
Shrink Sleeve	Polyolefin, black

Dimensions in inches (millimeters) and are subject to change without notice.

CAGE Code 06324

Printed in U.S.A.

© 2012 Glenair, Inc.

GLENAIR, INC. • 1211 AIR WAY • GLENDALE, CA 91201-2497 • 818-247-6000 • FAX 818-500-9912

www.glenair.com

G-6

E-Mail: sales@glenair.com

May 2013

G