

SUMMARY

Wires

Low voltage 8



Image is for illustrative purpose only

Series	1B
Termination type	Male crimp
IP rating	50
AWG wire size	26.00 - 22.00
Cable Ø	3.10 - 4.20 mm
Status	active
Matching parts	EGG.1B.308.CYM PHG.1B.308.CYMD42

Download

[Request a quote](#)

[Eplan](#)

[Catalog](#)

[See video assembly instructions](#)

TECHNICAL DETAILS

Mechanics

Shell Style/Model	FG*: Straight plug, cable collet
Keying	1 key (alpha=0, plug: male contacts, receptacle: female contacts)
Housing Material	Brass (chrome plated [SAE AMS 2460]) shell and collet nut, nickel plated [SAE AMS QQ N 290] brass latch sleeve and mid pieces
Weight	17.04 g

Performance

Configuration	1B.308 : 8 Low Voltage
Insulator	Y: PEEK for crimp contacts
Rated Current	5 Amps

Specifications

Contact Type:	Crimp
Contact Retention:	22 N
Contact Dia.:	0.7 mm (0.028in)
Bucket Dia.:	0.8 mm (0.031in)
Min. Conductor:	0.14 mm ² (AWG 26)
Max. Conductor:	0.34 mm ² (AWG 22)
R (max):	6.1 mOhm
Vtest (contact-shell):	1300 V (AC), 1840 V (DC)

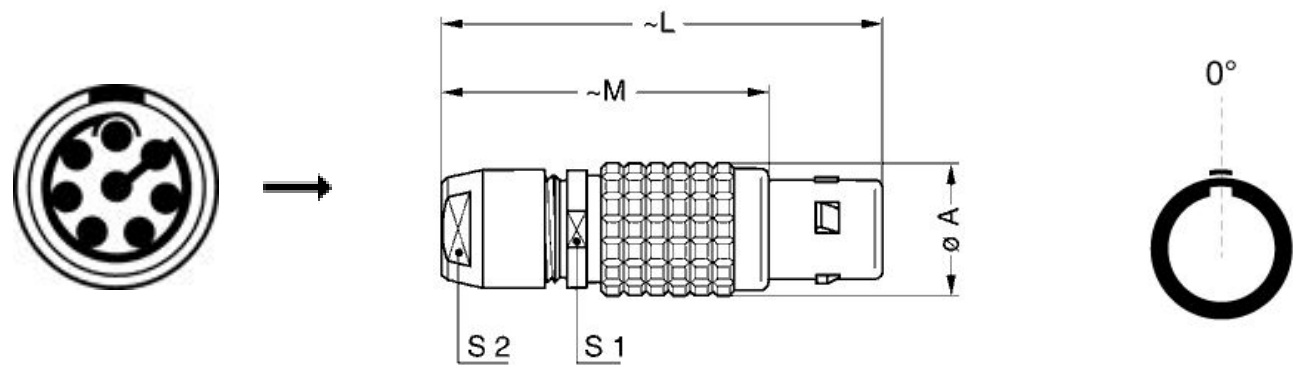
LEMO products and services are provided "as is". LEMO makes no warranties or representations with regard to LEMO product & services or use of them, express, implied or statutory, including for accuracy, completeness, or security. The user is fully responsible for his products and applications using LEMO components.

Vtest (contact-contact): 1300 V (AC), 1840 V (DC)

Others

- Endurance (Shell): 5000
- Temp (min / max): -55°C / +250°C
- Humidity (max): <=95% [at 60 deg C / 140 F]
- Vibration: 15 g [10 Hz - 2000 Hz]
- Shock Resistance: 100 g [6 ms]
- Climatical Category: 50/175/21
- Shielding (min): 75 dB (10 MHz)
- Shielding (min): 40 dB (1 GHz)
- Salt Spray Corrosion: >1000 hr

DRAWINGS



Dimensions

	A	L	M	S1	S2
mm.	12	43	32	10	9
in.	0,47	1,69	1,26	0,39	0,35



RECOMMENDED BY LEMO

Tools

LEMO products and services are provided “as is”. LEMO makes no warranties or representations with regard to LEMO product & services or use of them, express, implied or statutory, including for accuracy, completeness, or security. The user is fully responsible for his products and applications using LEMO components.

Crimp Tool: [DPC.91.701.V](#)
Crimp settings: AWG/Selector = 22-24-26/6-5-5
Positionner: [DCE.91.071.BVC](#)
Extractor: [DCF.91.070.2LT](#)
Replacement contact: FGG.1B.555.ZZC
Spanner wrench: [DCD.1B.015.PA090](#)
Caps: [BFG.1B.100.PCSG](#)

Cables

CMN.08.T26.042QGZE	TPR (medical)	Grey	
8050	PVC	Black	

LEMO products and services are provided “as is”. LEMO makes no warranties or representations with regard to LEMO product & services or use of them, express, implied or statutory, including for accuracy, completeness, or security. The user is fully responsible for his products and applications using LEMO components.