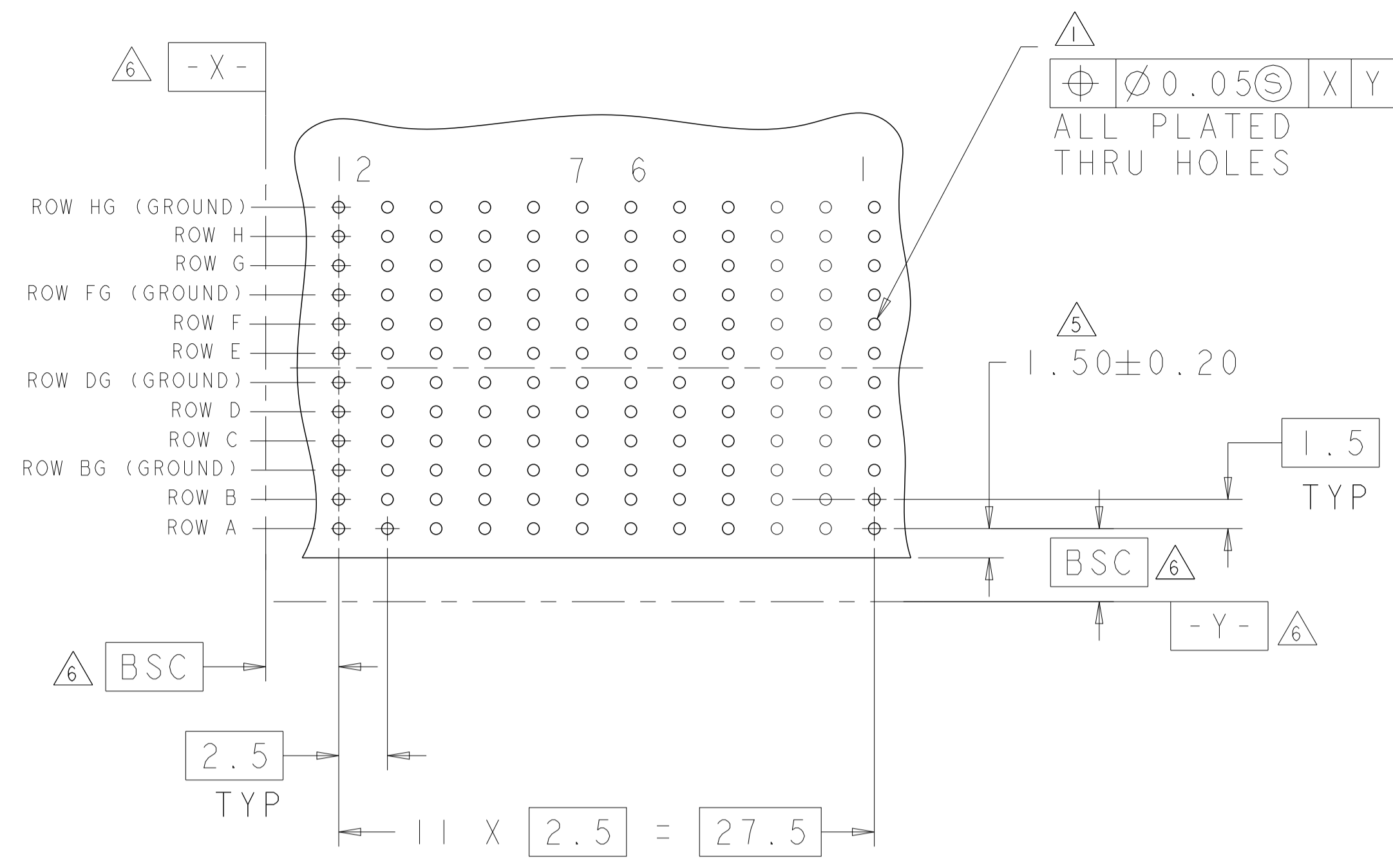
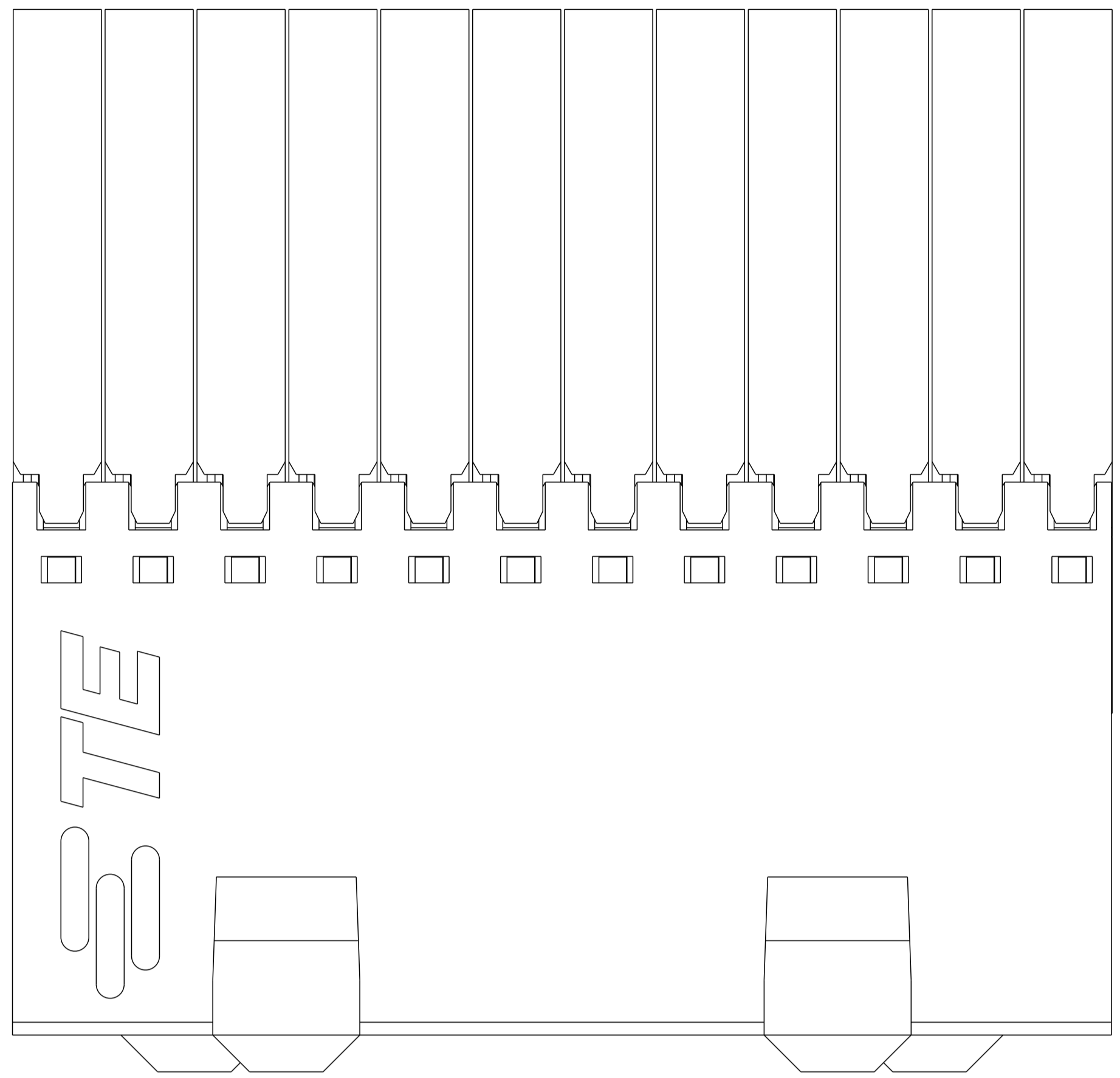
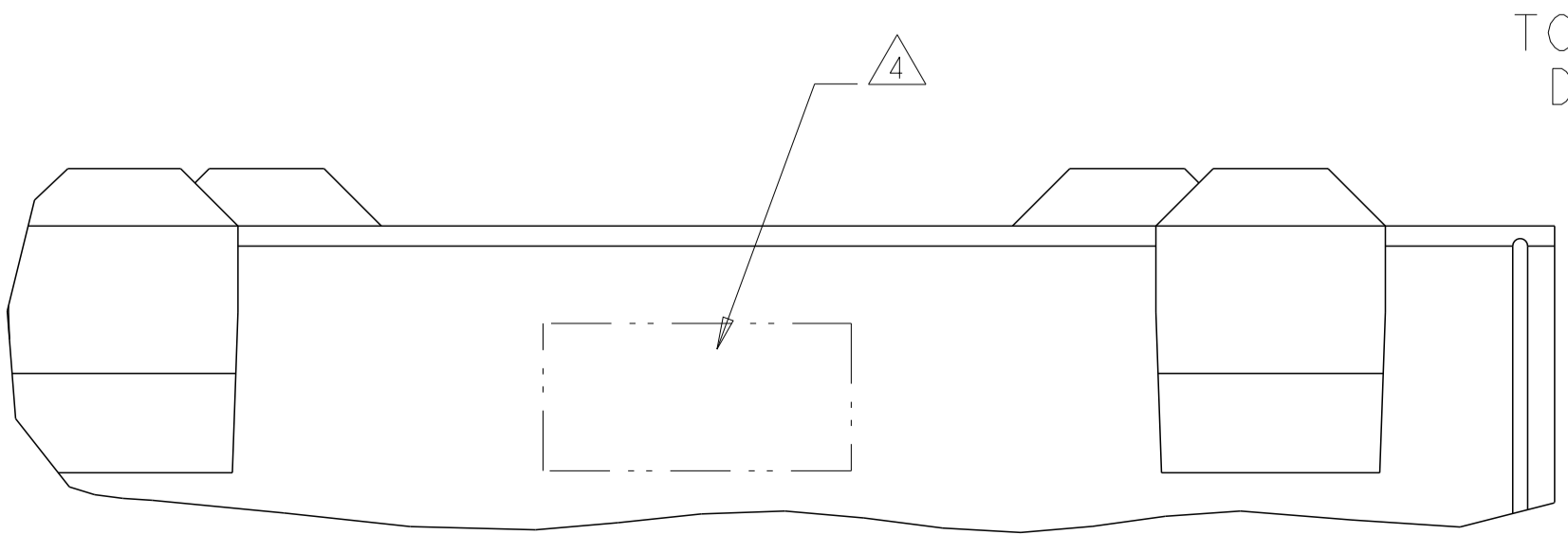
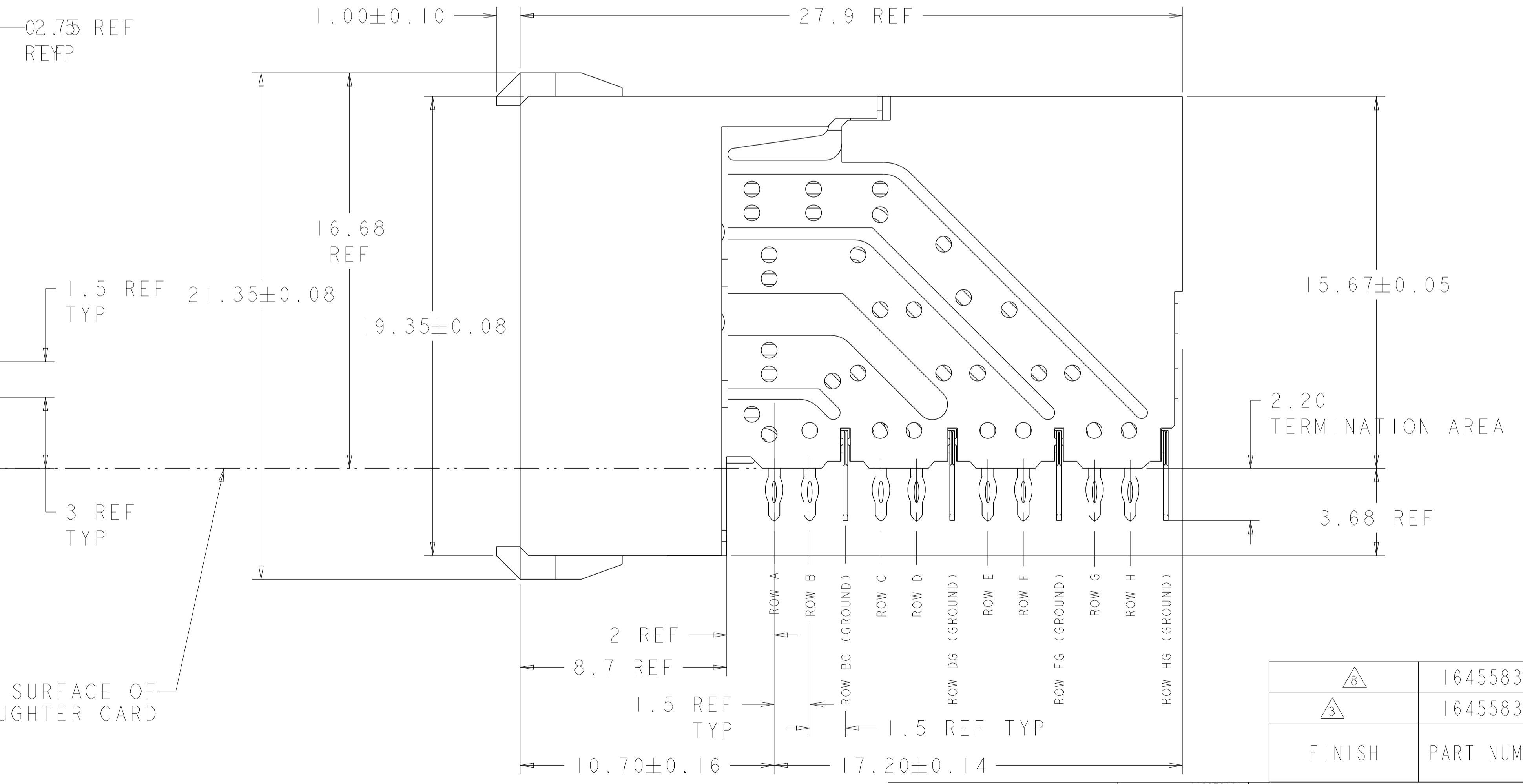
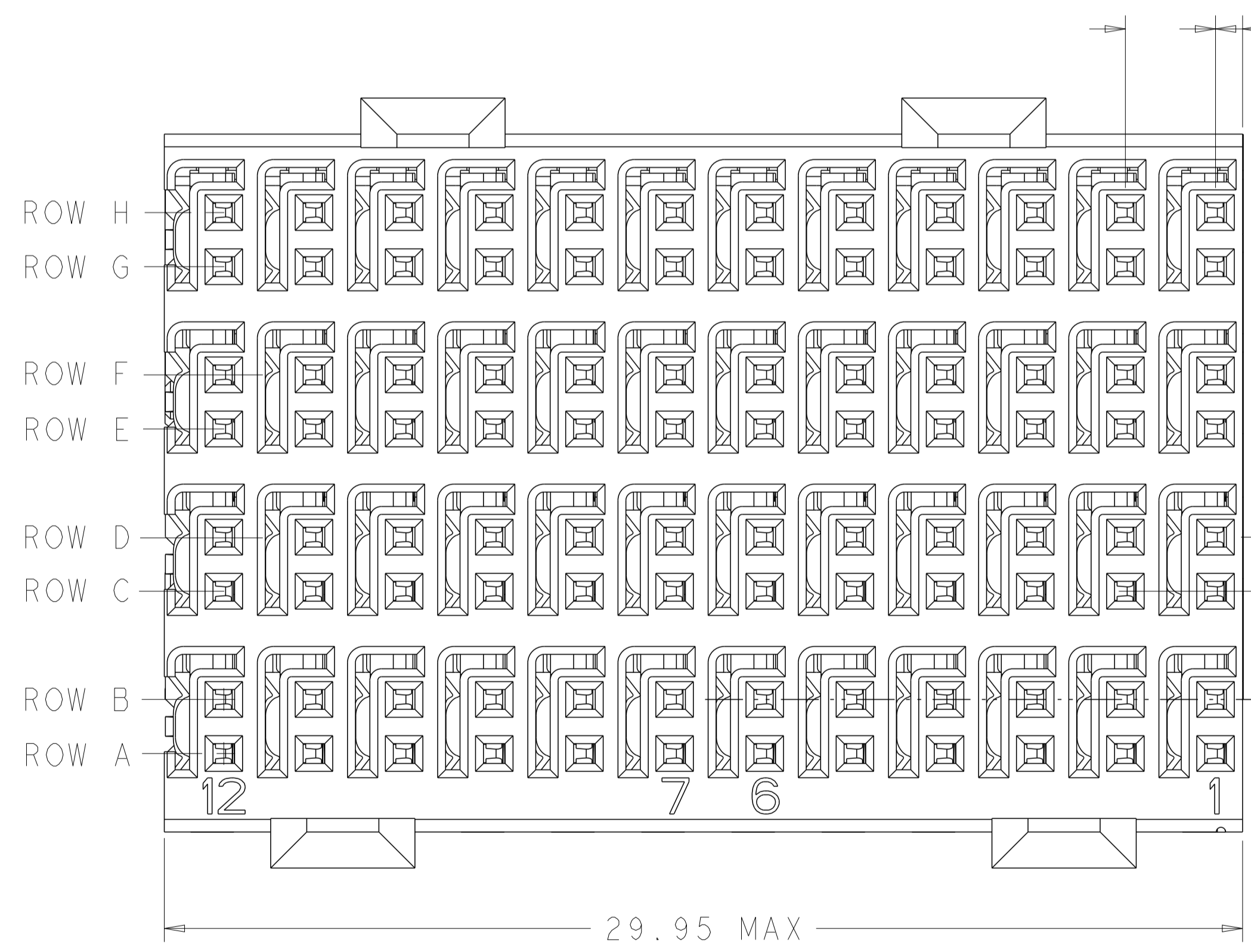


REVISIONS				
P	LTN	DESCRIPTION	DATE	APVD
C		REVISED PER ECO-14-005095	21APR2014	AP RP
D		REVISED PER ECO-16-008845	19SEP2016	AP RP
E		REVISED PER ECO-17-013036	13SEP2017	AP RP



- △ REFERENCE APPLICATION SPEC 114-13059 FOR RECOMMENDED PLATED THRU HOLE DIAMETER AND PLATING THICKNESSES.
- △ MATERIAL:
 SHIELD - PHOSPHOR BRONZE
 CONTACT - COPPER-NICKEL-SILICON
 HOUSING, CHICKLET AND CHICKLET COVER - GLASS FILLED POLYESTER, UL 94V-0 RATED.
- △ FINISH: SIGNAL AND GROUND CONTACTS:
 MATING AREA: 0.76µm MIN GOLD OVER 1.27µm MIN NICKEL
 COMPLIANT PIN AREA: 0.5 µm MIN MATTE TIN OVER 1.27µm MIN NICKEL
- △ CONNECTOR MARKED WITH PART NUMBER AND DATE CODE IN APPROXIMATE AREA SHOWN
- △ DIMENSION APPLIES TO CENTERLINE OF THRU HOLE.
- △ DATUMS AND BASIC DIMENSIONS ESTABLISHED BY CUSTOMER.
- 7. CONTACT AREA LUBRICATED WITH BELLCORE APPROVED LUBRICANT. TECHNICAL REFERENCE: GR-1217-CORE, ISSUE 1, NOVEMBER 1995.
- △ FINISH: CONTACT AND SHIELD
 MATING AREA - 0.076µm MIN GOLD OVER 0.686µm MIN PALLADIUM NICKEL OVER 1.27µm MIN NICKEL
 COMPLIANT PIN AREA - 0.5µm MIN MATTE TIN OVER 1.27µm MIN NICKEL

RECOMMENDED PC BOARD LAYOUT, DAUGHTER BOARD, COMPONENT SIDE SHOWN
 SCALE 4:1



△	1645583-2
△	1645583-1
FINISH	PART NUMBER

THIS DRAWING IS A CONTROLLED DOCUMENT.		OWN: R. GRZYBOWSKI 11OCT2011	CHK: J. EARY 11OCT2011	APVD: J. EARY 11OCT2011	NAME: RECEPTACLE ASSEMBLY, 4 PAIR, 30mm, HMZd
DIMENSIONS:	TOLERANCES UNLESS OTHERWISE SPECIFIED:	PRODUCT SPEC		APPLICATION SPEC	
mm	0 PLC ±	APPLIC. SPEC		SIZE: A100779C=1645583	
	1 PLC ±	WEIGHT		RESTRICTED TO	
	2 PLC ±	CUSTOMER DRAWING		SCALE: 8:1 SHEET 1 OF 1 REV E	
	3 PLC ±				
	4 PLC ±				
	ANGLES ±				
MATERIAL:	FINISH:				
	SEE TABLE				