

## SUMMARY

### # Wires

Low voltage 10



*Image is for illustrative purpose only*

Series 2F  
Termination type Female crimp  
IP rating 50  
AWG wire size 24.00 - 20.00  
Cable Ø 5.30 - 14.00 mm  
Status active  
Matching parts [FGN.2F.310.CLC](#)

### Download

[Request a quote](#)

[Catalog](#)

## TECHNICAL DETAILS

### Mechanics

Shell Style/Model EG\*: Fixed receptacle, nut fixing  
Keying 3 keys (beta=165, gamma=30, plug: male contacts, receptacle: female contacts)  
Housing Material Brass (chrome plated [SAE AMS 2460]) shell and nut, other pieces brass  
Weight 13.18 g

### Performance

Configuration 2F.310 : 10 Low Voltage  
Insulator L: PEEK (UL 94 / V-0/1.5)  
Rated Current 8 Amps

### Specifications

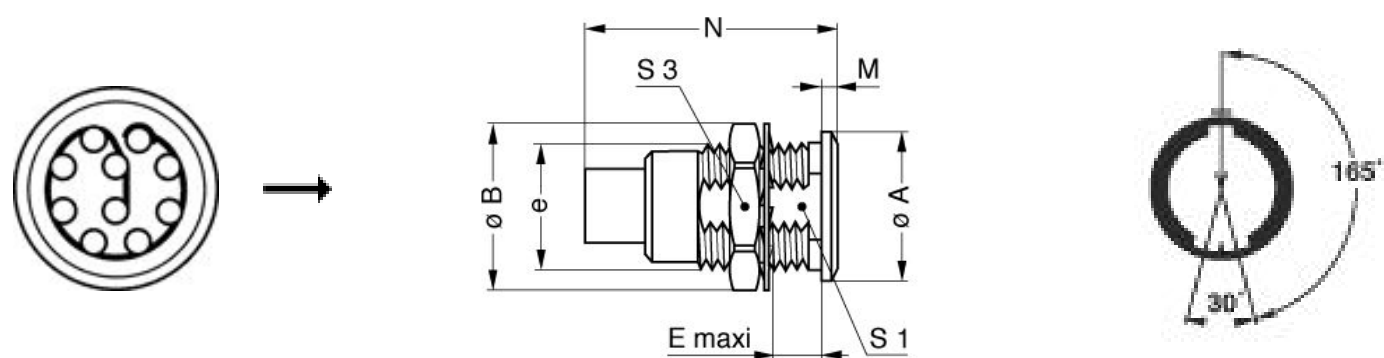
Contact Type: Crimp  
Contact Retention: 30 N  
Contact Dia.: 0.9 mm (0.035in)  
Bucket Dia.: 1.1 mm (0.043in)  
Min. Conductor: 0.25 mm<sup>2</sup> (AWG 24)  
Max. Conductor: 0.5 mm<sup>2</sup> (AWG 20)  
R (max): 4.8 mOhm  
Vtest (contact-shell): 2100 V (AC), 2970 V (DC)  
Vtest (contact-contact): 1800 V (AC), 2550 V (DC)

*LEMO products and services are provided "as is". LEMO makes no warranties or representations with regard to LEMO product & services or use of them, express, implied or statutory, including for accuracy, completeness, or security. The user is fully responsible for his products and applications using LEMO components.*

Others

Endurance (Shell): 5000 mating cycles  
Temp (min / max): -55°C / +200°C  
Humidity (max): <=95% [at 60 deg C / 140 F]  
Vibration: 15 g [10 Hz - 2000 Hz]  
Shock Resistance: 100 g [ 6 ms]  
Climatical Category: 50/175/21 (Aluminium shell)  
Salt Spray Corrosion: >1000 hr

DRAWINGS



Dimensions

	A	B	E	M	N	S1	S3	e
mm.	18	19.5	6	1.8	19	13.5	17	M15x1.0
in.	0,71	0,77	0,24	0,07	0,75	0,53	0,67	

RECOMMENDED BY LEMO

Tools



Crimp Tool: [DPC.91.701.V](#)  
Crimp settings: AWG/Selector = 20-22-24/6-5-5  
Positionner: [DCE.91.090.BVM](#)

LEMO products and services are provided “as is”. LEMO makes no warranties or representations with regard to LEMO product & services or use of them, express, implied or statutory, including for accuracy, completeness, or security. The user is fully responsible for his products and applications using LEMO components.

Extractor: [DCF.93.090.4LT](#)

Replacement contact: EGG.0B.660.ZZM

## Cables

CMN.10.T20.080PGZE		Grey	
CMN.10.T20.080PNZE			
CMN.10.T20.080QGC	TPR	Grey	
CMN.10.T22.068QGZE	TPR (medical)	Grey	
CMN.10.T28.052PGZE		Grey	
CMN.10.T28.052PNZE			
CMN.10.T28.052QGZE	TPR (medical)	Grey	
110220	PVC	Black	
110240	PTFE	White	
110260	PTFE	White	
110280	PVC	Black	
210140	PVC	Grey	
210240	PVC	Black	
210250	PVC	Grey	
210260	PVC	Black	

LEMO products and services are provided "as is". LEMO makes no warranties or representations with regard to LEMO product & services or use of them, express, implied or statutory, including for accuracy, completeness, or security. The user is fully responsible for his products and applications using LEMO components.