

SUMMARY

Wires

Low voltage 4



Image is for illustrative purpose only

Series	3T
Termination type	Female solder
IP rating	68
AWG wire size	22.00 - 14.00
Cable Ø	0.00 - 0.00 mm
Status	active
Matching parts	FGG.3T.304.CLAC11

Download

[Request a quote](#)

[Catalog](#)

TECHNICAL DETAILS

Mechanics

Shell Style/Model	EG*: Fixed receptacle, nut fixing
Keying	1 key (alpha=0; plug: male contacts, receptacle: female contacts)
Housing Material	Brass (chrome plated [SAE AMS 2460]) shell and collet nut, nickel plated [SAE AMS QQ N 290] brass latch sleeve and mid pieces
Weight	16.66 g

Performance

Configuration	T.304 : 4 Low Voltage
Insulator	L: PEEK (UL 94 / V-0/1.5)
Rated Current	19 Amps

Specifications

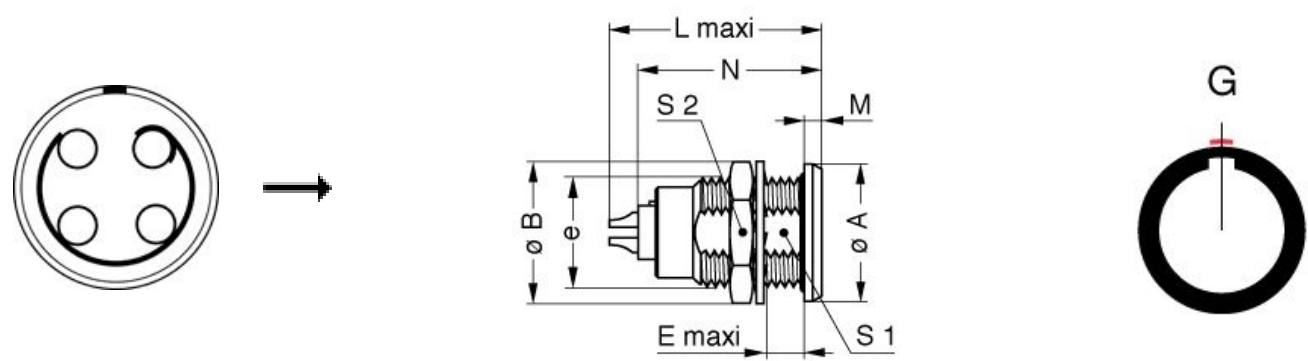
Contact Type: Solder
Contact Dia.: 2 mm (0.079in)
Bucket Dia.: 1.8 mm (0.071in)
Max. Solid Conductor: 1.5 mm² (AWG 14)
Max. Stranded Conductor: 1.5 mm² (AWG 16)
R (max): 3.3 mOhm
Vtest (contact-shell): 1250 V (AC), 1770 V (DC)
Vtest (contact-contact): 1450 V (AC), 2050 V (DC)

LEMO products and services are provided "as is". LEMO makes no warranties or representations with regard to LEMO product & services or use of them, express, implied or statutory, including for accuracy, completeness, or security. The user is fully responsible for his products and applications using LEMO components.

Others

- Endurance (Shell): >3000 mating cycles
- Temp (min / max): -55° C / +200° C
- Humidity (max): <=95% [at 60 deg C / 140 F]
- Resistance to vibration: 15 g [10 Hz - 2000 Hz]
- Shock Resistance: 100 g [6 ms]
- Climatical Category: 50/175/21
- Shielding efficiency (min): 75 dB (at 10 MHz)
- Shielding efficiency (min): 40 dB (at 1 GHz)
- Salt Spray Corrosion: >1000 hr

DRAWINGS



Dimensions



























	A	B	E	L	M	N	S1	S2	e
mm.	23.5	25.1	9.6	30.1	2.5	25	16.5	22	M18x1.0
in.	0,93	0,99	0,38	1,19	0,10	0,98	0,65	0,87	

RECOMMENDED BY LEMO

Tools

LEMO products and services are provided “as is”. LEMO makes no warranties or representations with regard to LEMO product & services or use of them, express, implied or statutory, including for accuracy, completeness, or security. The user is fully responsible for his products and applications using LEMO components.

Cables

CMN.04.T14.083PGZE		Grey	
CMN.04.T14.083PNZE			
CMN.04.T20.053PGZE		Grey	
CMN.04.T20.053PNZE			
CMN.04.T20.053QGZE	TPR (medical)	Grey	
CMN.04.T22.047QGC	TPR	Grey	
CMN.04.T22.048QGZE	TPR (medical)	Grey	
CMN.04.T28.031PGCE	PVC	GREY	
CMN.04.T28.031PGZE		Grey	
CMN.04.T28.031PNCE	PVC	Black	
CMN.04.T28.031PNZE			
CMN.04.T28.031QGC	TPR	Grey	
140240	PVC	Black	
140250	PVC	Grey	
240500	PVC	Grey	
240750	PVC	Grey	
340 150	PVC	Grey	
40080	PVC	Black	
40086	PVC	Blue	
40140	PVC	Black	
40240	PTFE	White	
40260	PVC	Black	
4041	PVC	Grey	
4050	PVC	Black	
4080	PVC	Grey	
417920	PVC	Grey	
4220	PVC	Black	
4221	PVC	Black	
4260	PTFE	White	
4280	PVC	Black	
80080	PVC	Grey	
80082	PVC	Red	
80084	PVC	Black	
CTR.75.030.121870G	PVC	Grey	

LEMO products and services are provided "as is". LEMO makes no warranties or representations with regard to LEMO product & services or use of them, express, implied or statutory, including for accuracy, completeness, or security. The user is fully responsible for his products and applications using LEMO components.