

SUMMARY

Wires

Low voltage 4



Image is for illustrative purpose only

Series	2B
Termination type	Male crimp
IP rating	50
AWG wire size	20.00 - 18.00
Cable Ø	4.30 - 5.20 mm
Status	active
Matching parts	EGG.2B.304.CYM PHG.2B.304.CYMD52

Download

[Request a quote](#)
[Eplan](#)
[Catalog](#)
[See video assembly instructions](#)

TECHNICAL DETAILS

Mechanics

Shell Style/Model	FG*: Straight plug, cable collet
Keying	1 key (alpha=0, plug: male contacts, receptacle: female contacts)
Housing Material	Brass (chrome plated [SAE AMS 2460]) shell and collet nut, nickel plated [SAE AMS QQ N 290] brass latch sleeve and mid pieces
Weight	29.73 g

Performance

Configuration	2B.304 : 4 Low Voltage
Insulator	Y: PEEK for crimp contacts
Rated Current	15 Amps

Specifications

Contact Type: Crimp
Contact Retention: 40 N
Contact Dia.: 1.3 mm (0.051in)
Bucket Dia.: 1.4 mm (0.055in)
Min. Conductor: 0.5 mm² (AWG 20)
Max. Conductor: 1 mm² (AWG 18)
R (max): 3.6 mOhm
Vtest (contact-shell): 2200 V (AC), 3110 V (DC)

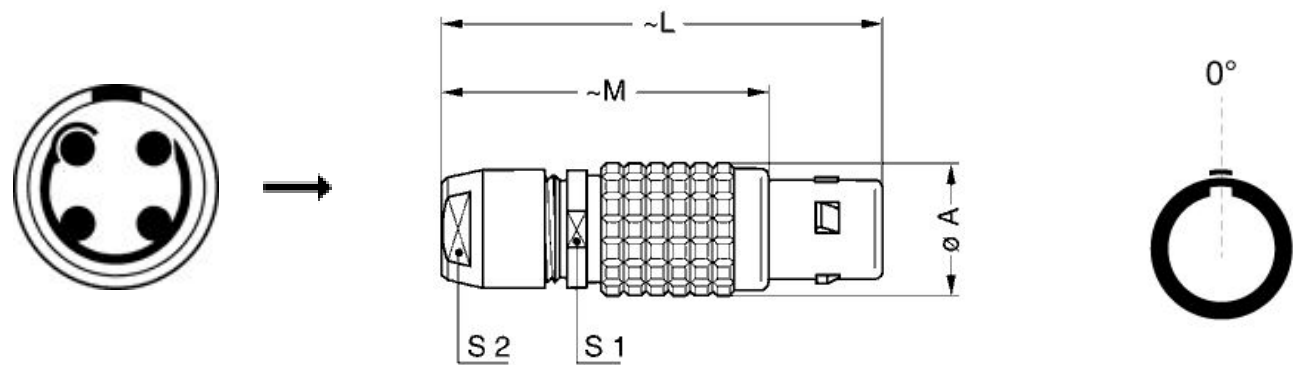
LEMO products and services are provided "as is". LEMO makes no warranties or representations with regard to LEMO product & services or use of them, express, implied or statutory, including for accuracy, completeness, or security. The user is fully responsible for his products and applications using LEMO components.

Vtest (contact-contact): 2200 V (AC), 3110 V (DC)

Others

- Endurance (Shell): 5000
- Temp (min / max): -55°C / +250°C
- Humidity (max): <=95% [at 60 deg C / 140 F]
- Vibration: 15 g [10 Hz - 2000 Hz]
- Shock Resistance: 100 g [6 ms]
- Climatical Category: 50/175/21
- Shielding (min): 75 dB (10 MHz)
- Shielding (min): 40 dB (1 GHz)
- Salt Spray Corrosion: >1000 hr

DRAWINGS



Dimensions

	A	L	M	S1	S2
mm.	15	50	38	13	12
in.	0,59	1,97	1,50	0,51	0,47

RECOMMENDED BY LEMO

Tools

LEMO products and services are provided “as is”. LEMO makes no warranties or representations with regard to LEMO product & services or use of them, express, implied or statutory, including for accuracy, completeness, or security. The user is fully responsible for his products and applications using LEMO components.

Crimp Tool: [DPC.91.701.V](#)

Crimp settings: AWG/Selector = 18-20/8-7

Positionner: [DCE.91.132.BVC](#)







Extractor: [DCF.91.131.2LT](#)

Replacement contact: FGG.2B.565.ZZC

Spanner wrench: [DCD.2B.025.PA120](#)

Caps: [BFG.2B.100.PCSG](#)

Cables

CMN.04.T22.047QGC	TPR	Grey	
CMN.04.T22.048QGZE	TPR (medical)	Grey	
140240	PVC	Black	
140250	PVC	Grey	
40260	PVC	Black	
4080	PVC	Grey	
4221	PVC	Black	
4280	PVC	Black	
80080	PVC	Grey	
80082	PVC	Red	
80084	PVC	Black	

LEMO products and services are provided “as is”. LEMO makes no warranties or representations with regard to LEMO product & services or use of them, express, implied or statutory, including for accuracy, completeness, or security. The user is fully responsible for his products and applications using LEMO components.