THIS DRAWING IS UNPUBLISHED. RELEASED FOR PUBLICATION - ,N/A .
© COPYRIGHT N/A By - ALL RIGHTS RESERVED.

| LOC | DIST |
|---|---|
| DF | FO |

REVISIONS

| P | LTR | DESCRIPTION | DATE | DWN | APVD |
|---|---|---|---|---|---|
| | G | TYCO logo replaced with the AMP brand logo | 28JUN2011 | CCT | DH |

1. ALL PARTS ASSEMBLED BY TYCO ELECTRONICS CORP.

2. STANDOFFS:
POSN 10 (8) STANDOFFS AS SHOWN.
POSN 14 (11) STANDOFFS, 3 PER DIAGONAL ROW.
POSN 18 (14) STANDOFFS, 3 PER DIAGONAL ROW.
POSN 22 (17) STANDOFFS, 3 PER DIAGONAL ROW.
POSN 26 (20) STANDOFFS, 3 PER DIAGONAL ROW.
POSN 30 (23) STANDOFFS, 3 PER DIAGONAL ROW.
POSN 34 (26) STANDOFFS, 3 PER DIAGONAL ROW.
POSN 38 (29) STANDOFFS, 3 PER DIAGONAL ROW.
POSN 42 (32) STANDOFFS, 3 PER DIAGONAL ROW.
POSN 46 (35) STANDOFFS, 3 PER DIAGONAL ROW.
POSN 50 (38) STANDOFFS, 3 PER DIAGONAL ROW.
POSN 54 (41) STANDOFFS, 3 PER DIAGONAL ROW.
POSN 58 (44) STANDOFFS, 3 PER DIAGONAL ROW.

3. FLAME RETARDANT, 94 V-0 RATED, GLASS FILLED, NYLON OR POLYESTER, COLOR: BLACK.

4. FINISH: BRIGHT TIN-LEAD .000100-.000200 THK OVER NICKEL .000050 MIN THK.

5. FINISH: BRIGHT TIN .000100-.000200 THK OVER NICKEL .000050 MIN THK.

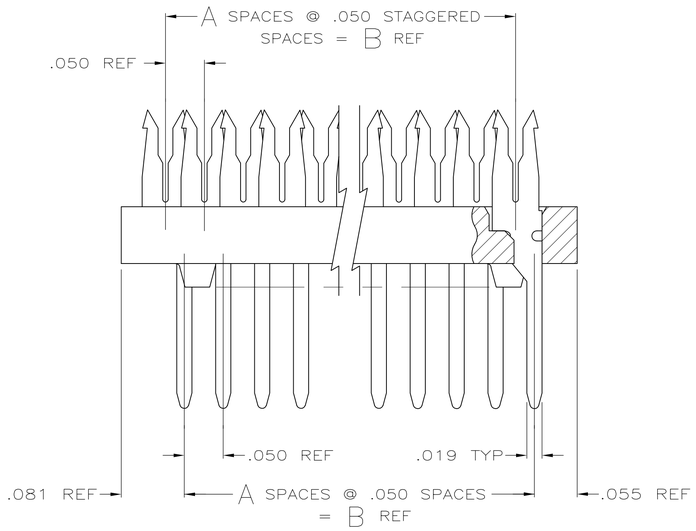


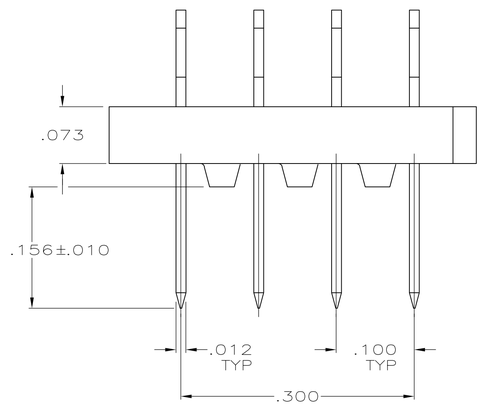


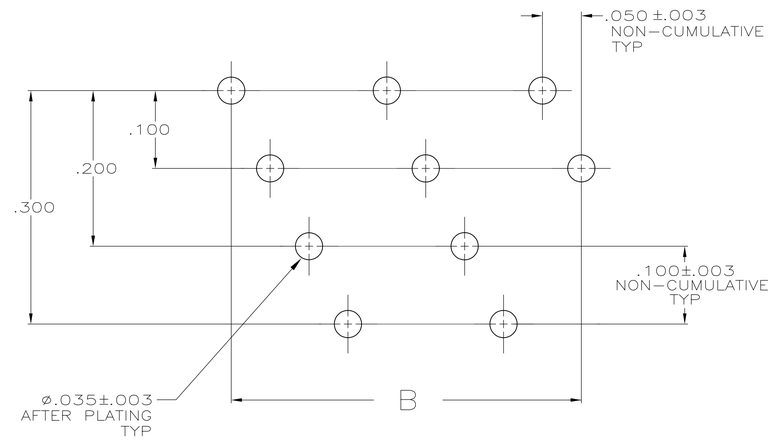


RECOMMENDED HOLE LAYOUT

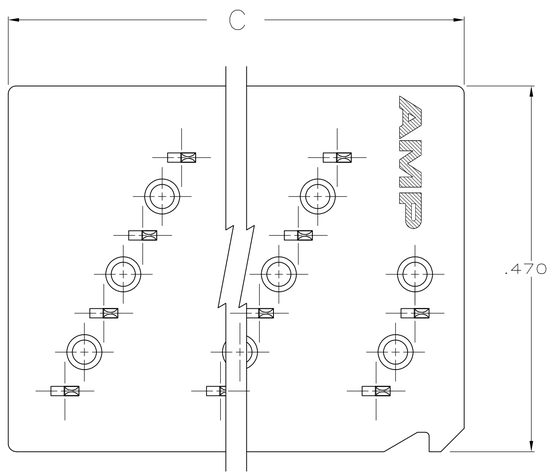


| | FINISH | C | B | A | NO OF POSN | PART NUMBER |
|---|---|---|---|---|---|---|
| | 5 | 1.786 | 1.650 | 33 | 34 | 5-111361-7 |
| OBSOLETE | 4 | 2.986 | 2.850 | 57 | 58 | 1-111361-3 |
| OBSOLETE | 4 | 2.786 | 2.650 | 53 | 54 | 1-111361-2 |
| OBSOLETE | 4 | 2.586 | 2.450 | 49 | 50 | 1-111361-1 |
| OBSOLETE | 4 | 2.386 | 2.250 | 45 | 46 | 1-111361-0 |
| OBSOLETE | 4 | 2.186 | 2.050 | 41 | 42 | 111361-9 |
| OBSOLETE | 4 | 1.986 | 1.850 | 37 | 38 | 111361-8 |
| | 4 | 1.786 | 1.650 | 33 | 34 | 111361-7 |
| OBSOLETE | 4 | 1.586 | 1.450 | 29 | 30 | 111361-6 |
| OBSOLETE | 4 | 1.386 | 1.250 | 25 | 26 | 111361-5 |
| OBSOLETE | 4 | 1.186 | 1.050 | 21 | 22 | 111361-4 |
| OBSOLETE | 4 | .986 | .850 | 17 | 18 | 111361-3 |
| OBSOLETE | 4 | .786 | .650 | 13 | 14 | 111361-2 |
| OBSOLETE | 4 | .586 | .450 | 9 | 10 | 111361-1 |

THIS DRAWING IS A CONTROLLED DOCUMENT.

DIMENSIONS: INCHES

TOLERANCES UNLESS OTHERWISE SPECIFIED:
0 PLC ± -
1 PLC ± -
2 PLC ± -
3 PLC ± .005
4 PLC ± -
ANGLES ± 0°30'

MATERIAL
MOLDED PARTS: - 3
CONTACTS: PH BRZ PER QQ-B-750

FINISH
CONTACTS 4

DWN S.WELDON 23-FEB-86
CHK W.LENKER 23-FEB-86
APVD M.VISELLI 24-FEB-86
PRODUCT SPEC —
APPLICATION SPEC —
WEIGHT —

TE Connectivity

NAME
ASSEMBLY, PADDLEBOARD, SHORT END
.156 LONG POSTS, FULL TIN PLATED CONTACTS
AMP-LATCH

| SIZE | CAGE CODE | DRAWING NO | RESTRICTED TO |
|---|---|---|---|
| A1 | 00779 | C-111361 | — |

CUSTOMER DRAWING SCALE 10:1 SHEET 1 OF 1 REV G

4805 (3/11)