

SUMMARY

Wires

Low voltage 8



Image is for illustrative purpose only

Series 2F
Termination type Male crimp
IP rating 67
AWG wire size 24.00 - 20.00
Cable Ø 5.30 - 14.00 mm
Status active
Matching parts [FGS.2F.308.XLM](#)

Download

[Request a quote](#)

[Catalog](#)

TECHNICAL DETAILS

Mechanics

Shell Style/Model PE*: Straight receptacle, nut fixing (back panel mounting)
Keying 3 keys (beta=155, gamma=50, plug: female contacts, receptacle: male contacts)
Housing Material Aluminium (nickel plated [SAE AMS QQ N 290], anthracite color) shell and nut, other pieces bronze/brass
Weight 10.93 g

Performance

Configuration 2F.308 : 8 Low Voltage
Insulator L: PEEK (UL 94 / V-0/1.5)
Rated Current 10 Amps

Specifications

Contact Type: Crimp
Contact Retention: 30 N
Contact Dia.: 0.9 mm (0.035in)
Bucket Dia.: 1.1 mm (0.043in)
Min. Conductor: 0.25 mm² (AWG 24)
Max. Conductor: 0.5 mm² (AWG 20)
R (max): 4.8 mOhm
Vtest (contact-shell): 1950 V (AC), 2750 V (DC)

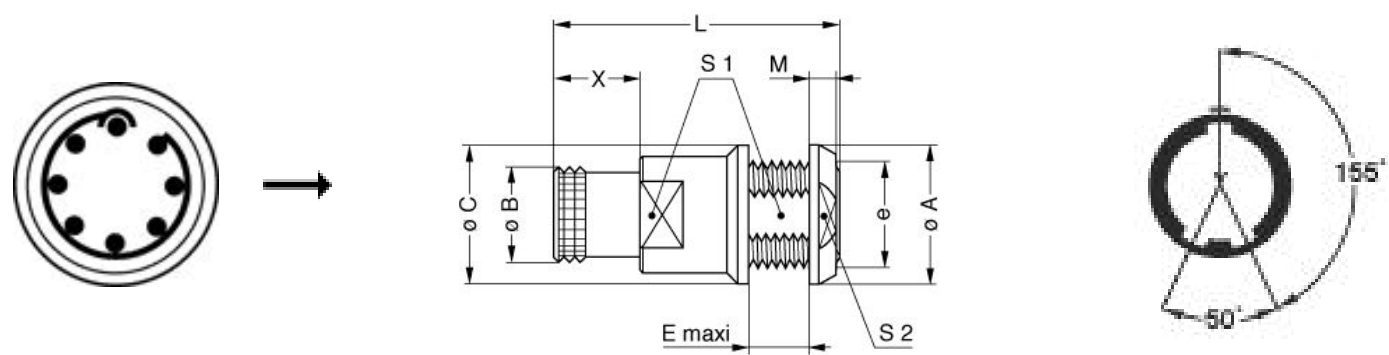
LEMO products and services are provided "as is". LEMO makes no warranties or representations with regard to LEMO product & services or use of them, express, implied or statutory, including for accuracy, completeness, or security. The user is fully responsible for his products and applications using LEMO components.

Vtest (contact-contact): 1950 V (AC), 2750 V (DC)

Others

- Endurance (Shell): 1000 mating cycles
- Temp (min / max): -15°C / +200°C
- Humidity (max): <=95% [at 60 deg C / 140 F]
- Vibration: 15 g [10 Hz - 2000 Hz]
- Shock Resistance: 100 g [6 ms]
- Climatical Category: 15/200/21 (Aluminium shell)
- Salt Spray Corrosion: max. 48 hr

DRAWINGS



Dimensions

	A	B	C	E	L	M	S1	S2	X	e
mm.	20	14	20	6.4	26.7	4	14.5	17	8	M16x1.0
in.	0,79	0,55	0,79	0,25	1,05	0,16	0,57	0,67	0,31	

RECOMMENDED BY LEMO

Tools

- Crimp Tool: [DPC.91.701.V](#)
- Crimp settings: AWG/Selector = 20-22-24/6-5-5














LEMO products and services are provided “as is”. LEMO makes no warranties or representations with regard to LEMO product & services or use of them, express, implied or statutory, including for accuracy, completeness, or security. The user is fully responsible for his products and applications using LEMO components.

Positionner: [DCE.91.090.BVC](#)

Extractor: [DCF.93.090.4LT](#)

Replacement contact: FGG.0B.560.ZZC

Cables

CMN.08.T20.067PGCE	PVC	Grey	
CMN.08.T20.067PGZE		Grey	
CMN.08.T20.067PNZE			
CMN.08.T22.059QGC	TPR	Grey	
CMN.08.T22.059QGZE	TPR (medical)	Grey	
108220	PVC	Black	
16080	PVC	Grey	
180240	PVC	Black	
180260	PVC	Black	
280250	PVC	Grey	
335990	PVC	Black	
335991	PVC	Black	
380500	PVC	Grey	
380750	PVC	Grey	
42265	PVC	Yellow	
80140	PVC	Grey	

LEMO products and services are provided "as is". LEMO makes no warranties or representations with regard to LEMO product & services or use of them, express, implied or statutory, including for accuracy, completeness, or security. The user is fully responsible for his products and applications using LEMO components.