REV.	ECN NO.	DATE	SIGN	DESCRIPTION
B	C200275	2020-03-13	Nan_Su	B*1

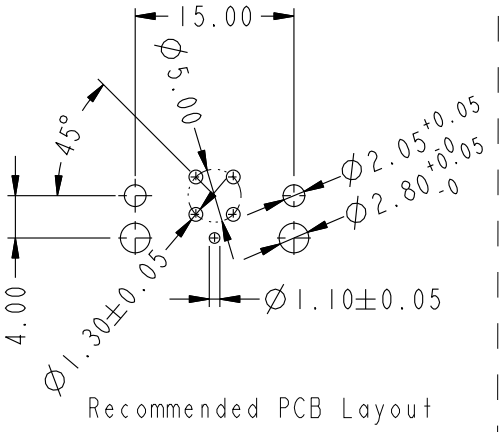

Recommended PCB Layout

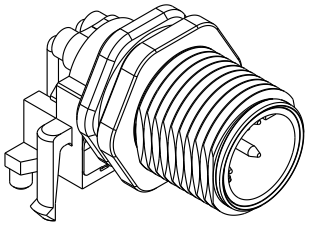

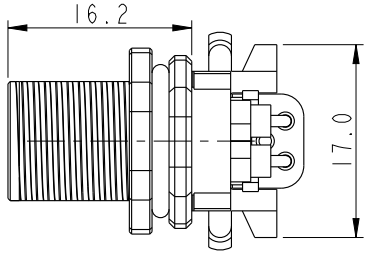

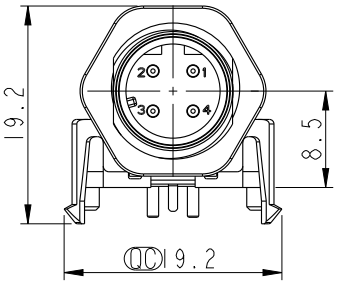

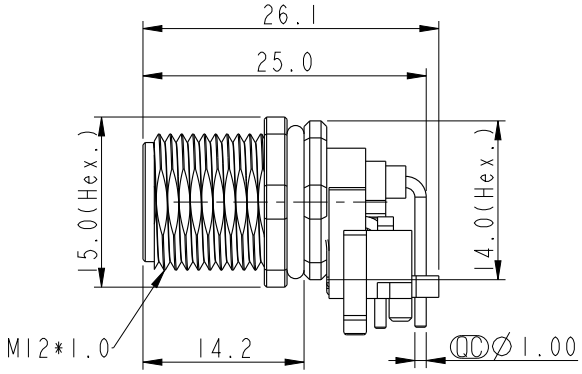

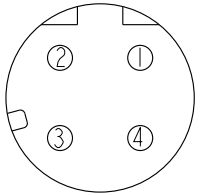

Conn.
Pin Assignments
Front View

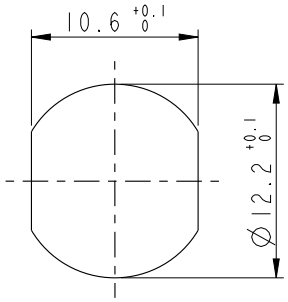

Recommended
Panel Cut-Out

Note:
* QC Important Dimension To Check
* Waterproof Rate: IP67 (Mated Waterproof)
* Connector: PBT+PC, Black
* Male Pin: Copper Alloy, Gold Plated
* Shell: Zinc Alloy, Nickel Plated
* Nut: Zinc Alloy, Nickel Plated
* Grounding Pin: Copper Alloy, Tin Plated
* O-Ring1: Silicone, Black
* O-Ring2: Silicone, Gray
* Pin Holder: PBT+PC, Black
* For Panel Thickness Max. 3.0mm
B * For PCB Thickness Max. 1.6mm

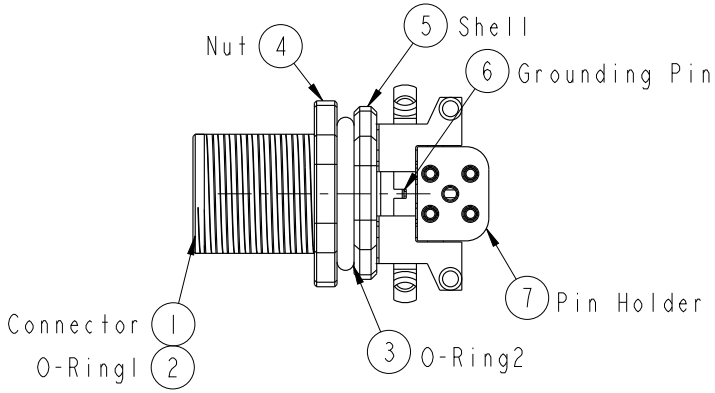

UNIT: mm

TOLERANCE
.X ±0.25
.XX ±0.1
.XXX ±0.05
ANGLES ±1°

TITLE: M12, 90° Panel, w/o Grounding Pin 4Pin M Conn M Pin

SCALE	SIZE	SHEET
3:2	A4	1 OF 1
REV. B	WC-REV. A.3	QC: Inspection item

Amphenol LTW
安費諾亮泰企業股份有限公司

ITEM NO	DRAWN BY	DATE
MSDS-04PMMR-SF7003	Yulong_wang	2016-12-11
DWG NO: MSDS-04PMMR-SF7003	CHECKED BY: Jinhai	DATE: 2016-12-11
CUSTOMER: ALTW	APPROVED BY: Jerry	DATE: 2016-12-11

W10814-03-[redacted]01A2

THIS DOCUMENT IS SUBJECT TO CHANGE WITHOUT NOTICE. IT IS CONFIDENTIAL AND A PROPERTY OF Amphenol LTW. DISCLOSURE TO THIRD PARTY HAS TO BE AUTHORIZED BY Amphenol LTW.