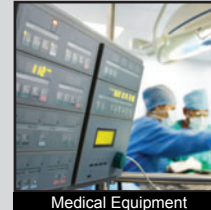





PV6 SERIES ANTI-VANDAL SWITCH

ANTI-VANDAL SWITCHES
DETECTOR SWITCHES
DIP SWITCHES
KEYLOCK SWITCHES
NAVIGATION SWITCHES
PUSHBUTTON SWITCHES
ROCKER SWITCHES
ROTARY SWITCHES
SLIDE SWITCHES
SNAP ACTION SWITCHES
TACTILE SWITCHES
TOGGLE SWITCHES
CAP OPTIONS



APPLICATIONS / MARKETS



RoHS

SPECIFICATIONS

Electrical Rating: 2A, 48VDC
Mechanical Life: 1,000,000 Cycles
Electrical Life: 50,000 Cycles
Contact Resistance: 50mΩ Max.
Insulation Resistance: 1000 MΩ Min.
Dielectric Strength: 2,000VAC
Operating/Storage Temperature: -20°C to 55°C
Travel: 1.50mm
Moisture Protection: IP65
Contact Arrangement: SPST Off-(On)
Actuation Force: 400 gf
Panel Thickness: 1-10mm
Mounting Nut Torque: 5-14Nm

FEATURES & BENEFITS

- 16mm diameter panel cutout
- RGB LED option
- Dot or ring illumination options available
- Multiple actuator options
- Pilot indicator option
- IP65 rated, Off-(On), SPST

PART NUMBER CONFIGURATOR

Series	Actuator Options	Terminal Options	Function Options	Rating Options	Body Finish Options	Actuator Finish Options	Contact Material Options	Lens Style Options	LED-Color Options	Illumination Voltage Options
<input type="text" value="PV6"/>	<input type="text" value="F"/> F - Flat <input type="text" value="H"/> H - High	<input type="text" value="2"/> 2 - Solder	<input type="text" value="4"/> 4 - Off - (On)* <input type="text" value="P"/> P - Pilot Indicator**	<input type="text" value="0"/> 0 - 2A, 48VDC <input type="text" value="X"/> X - Pilot Indicator	<input type="text" value="N"/> N - Nickel Plated <input type="text" value="S"/> S - Stainless Steel <input type="text" value="1"/> 1 - Black Anodized	<input type="text" value="N"/> N - Nickel Plated <input type="text" value="S"/> S - Stainless Steel <input type="text" value="1"/> 1 - Black Anodized	<input type="text" value="NONE"/> NONE - Silver <input type="text" value="G"/> G - Gold	<input type="text" value="NONE"/> NONE - Non-Illuminated <input type="text" value="2"/> 2 - Dot Illumination <input type="text" value="3"/> 3 - Ring Illumination	<input type="text" value="NONE"/> NONE - Non-Illuminated <input type="text" value="0"/> 0 - White <input type="text" value="1"/> 1 - Red <input type="text" value="2"/> 2 - Orange <input type="text" value="3"/> 3 - Green <input type="text" value="4"/> 4 - Blue <input type="text" value="5"/> 5 - Yellow <input type="text" value="F"/> F - Red/Orange <input type="text" value="G"/> G - Red/Green <input type="text" value="H"/> H - Red/Blue <input type="text" value="J"/> J - Red/Yellow <input type="text" value="K"/> K - Orange/Green <input type="text" value="L"/> L - Orange/Blue <input type="text" value="M"/> M - Orange/Yellow <input type="text" value="R"/> R - RGB	<input type="text" value="1"/> NONE - Non-Illuminated 1 - Base Voltage†

NOTES:
 *(On) denotes function is momentary
 **Pilot indicator does not have internal switch contacts, only illumination
 †Base voltage for LED colors red, yellow, and orange is 1.8V @ 20mA
 ‡Base voltage for LED colors blue, green and white is 2.8V @ 20mA

Specifications subject to change without notice



E-SWITCH®

www.e-switch.com

800.867.2717

2

