

# BLM21BD182SZ1#

“#” indicates a package specification code.

In Production

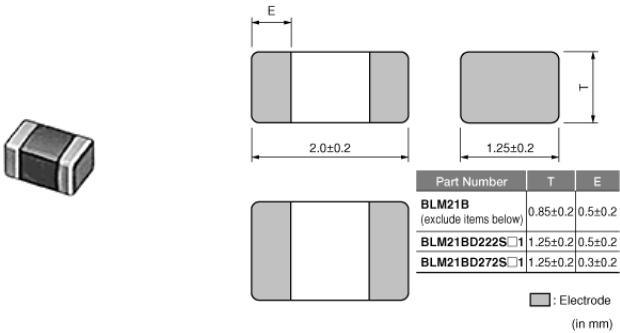
AEC-Q200

RoHS

REACH

< List of part numbers with package codes >  
BLM21BD182SZ1J BLM21BD182SZ1D BLM21BD182SZ1B

## Appearance & Shape



## Packaging Information

Packaging	Specifications	Minimum Order Quantity
J	330mm Paper Tape	10000
D	180mm Paper Tape	4000
B	Bulk(Bag)	1000

## Applications

Automotive Usage    Infotainment

**Attention**  
1.This datasheet is downloaded from the website of Murata Manufacturing Co., Ltd. Therefore, it's specifications are subject to change or our products in it may be discontinued without advance notice. Please check with our sales representatives or product engineers before ordering.  
2.This datasheet has only typical specifications because there is no space for detailed specifications.  
Therefore, please review our product specifications or consult the approval sheet for product specifications before ordering.

# BLM21BD182SZ1#

“#” indicates a package specification code.

## Features

The chip ferrite beads BLM series is designed to work nearly as a resistor at noise frequencies, which greatly reduces the possibility of resonance and leaves signal wave forms undistorted.

BLM series is effective in circuits without stable ground lines because BLM series does not need a connection to ground.

BLM\_B series can minimize attenuation of the signal waveform due to its sharp impedance characteristics. Various impedances are available to match signal frequency.

The nickel barrier structure of the external electrodes provides excellent solder heat resistance.

### Attention

1.This datasheet is downloaded from the website of Murata Manufacturing Co., Ltd. Therefore, it's specifications are subject to change or our products in it may be discontinued without advance notice. Please check with our sales representatives or product engineers before ordering.

2.This datasheet has only typical specifications because there is no space for detailed specifications.

Therefore, please review our product specifications or consult the approval sheet for product specifications before ordering.

# BLM21BD182SZ1#

“#” indicates a package specification code.



## Specifications

Shape	SMD
Size Code (in mm)	2012
Size Code (in inch)	0805
Length	2.0mm
Length Tolerance	±0.2mm
Width	1.25mm
Width Tolerance	±0.2mm
Thickness	0.85mm
Thickness Tolerance	±0.2mm
Impedance (at 100MHz)	1800Ω
Impedance (at 100MHz) Tolerance	±25%
Rated Current (at 85°C)	250mA
Rated Current (at 125°C)	250mA
DC Resistance(max.)	0.5Ω
Operating Temperature Range	-55°C to 125°C
Mass(typ.)	0.01g
Number of Circuit	1

### Attention

1.This datasheet is downloaded from the website of Murata Manufacturing Co., Ltd. Therefore, it's specifications are subject to change or our products in it may be discontinued without advance notice. Please check with our sales representatives or product engineers before ordering.

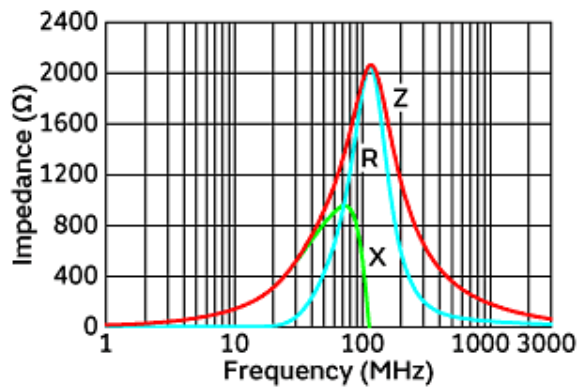
2.This datasheet has only typical specifications because there is no space for detailed specifications.

Therefore, please review our product specifications or consult the approval sheet for product specifications before ordering.

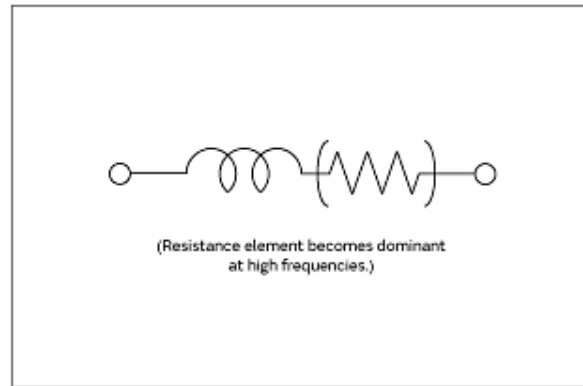
# BLM21BD182SZ1#

“#” indicates a package specification code.

## Product Data



Impedance-Frequency Characteristics



Equivalent Circuit

### Attention

- 1.This datasheet is downloaded from the website of Murata Manufacturing Co., Ltd. Therefore, it's specifications are subject to change or our products in it may be discontinued without advance notice. Please check with our sales representatives or product engineers before ordering.
- 2.This datasheet has only typical specifications because there is no space for detailed specifications.  
Therefore, please review our product specifications or consult the approval sheet for product specifications before ordering.