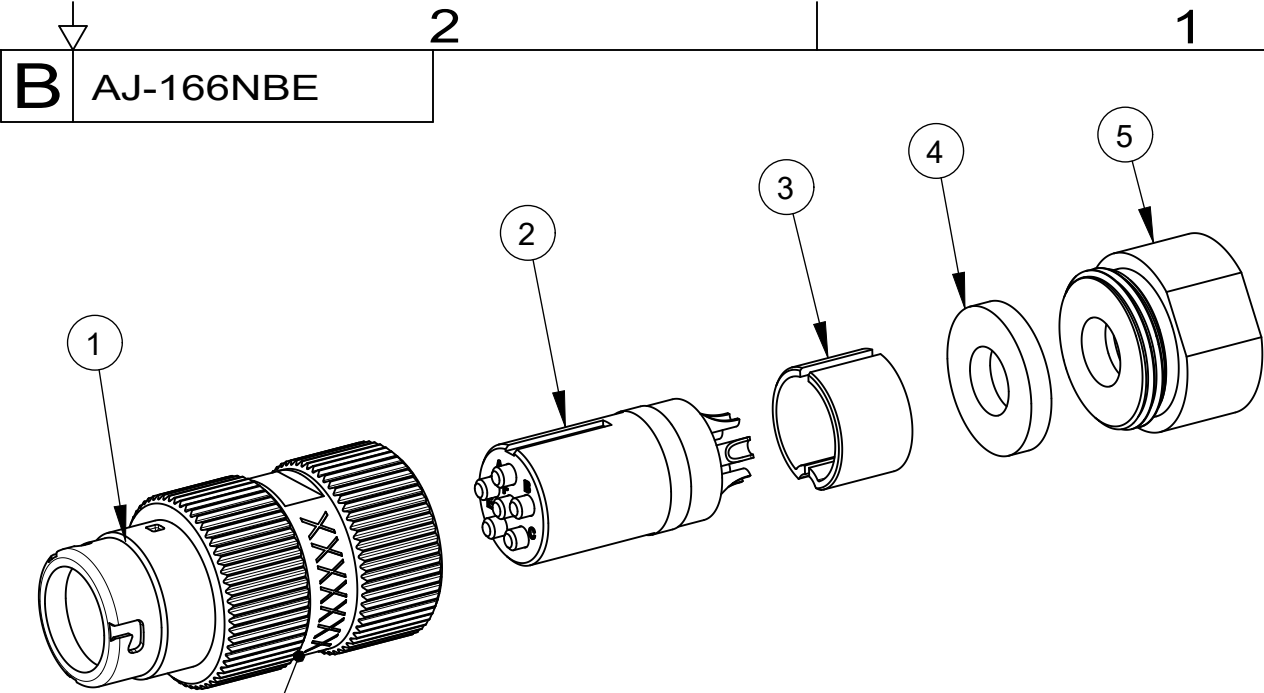
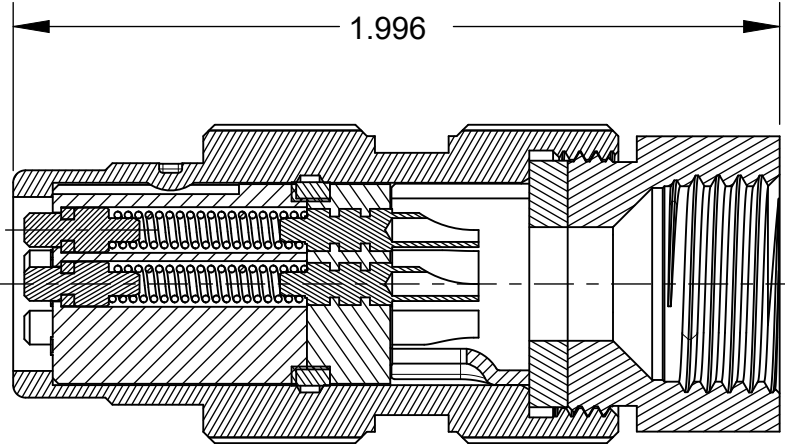
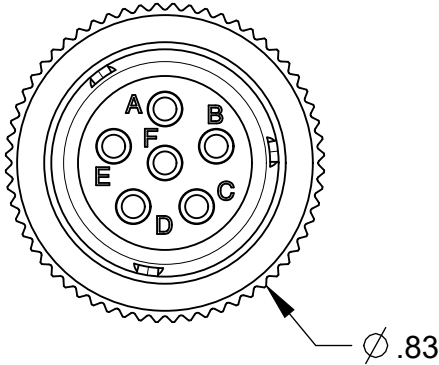


4			
ITEM #	PART #	QTY	DESCRIPTION
1	AJ-156-11NBE	1	HOUSING - JACK, CABLE
2	AJ-166-30	1	INSERT 6-COND, SOLDER
3	AP-105-5	1	STRAIN RELIEF
4	AP-116-3	1	WASHER, RUBBER
5	AP-116-7	1	ADAPTER, NUT



SEE NOTE 2



THIS DOCUMENT CONTAINS PROPRIETARY INFORMATION OF NEXUS, INCORPORATED AND SUCH INFORMATION MAY NOT BE DISCLOSED TO OTHERS FOR ANY PURPOSE OR USED FOR ANY PURPOSE WITHOUT THE WRITTEN CONSENT OF NEXUS.

NOTES;
1. UNLESS OTHERWISE SPECIFIED, CONNECTOR MEETS ALL GENERAL REQUIREMENTS & SPECIFICATIONS OF MIL-C-55116.
2. MARK MANUFACTURERS NAME AND CAGE CODE LOCATED APPROXIMATELY AS SHOWN.

A	NEW RELEASE		6/4 2018	SPL
LET.	REVISION	CN #	DATE	CHK.

DWN.BY	GPH	DATE 13-Jul-09	MATERIAL					
CHECKED BY		DATE	FINISH					
APPR.BY		DATE	WEIGHT —		SCALE = 2.00 :1		NEXUS STAMFORD,CONN	
UNLESS OTHERWISE SPECIFIED: DIMENSIONS ARE IN INCHES &/OR [mm] <u>TOLERANCES:</u> DECIMAL: .XX[X.X] .XXX[X.XX] ±.01[0.3] ±.003[0.08] FRACTION: X/X ±1/64 ANGLES: .X ±.5			TITLE JACK, 6 PIN AUDIO, SOLDER CUP					
			DO NOT SCALE DWG.			SHEET 1 OF 1		
					SIZE B	DWG. NO. AJ-166NBE		