

SUMMARY



Image is for illustrative purpose only

Wires

Low voltage 7

| | |
|------------------|------------------------------------|
| Series | 1K |
| Termination type | Female solder |
| IP rating | 68 |
| AWG wire size | 30.00 - 22.00 |
| Cable Ø | 0.00 - 0.00 mm |
| Status | active |
| Matching parts | FGG.1K.307.CLAC25Z |

Download

[Request a quote](#)

[Catalog](#)

TECHNICAL DETAILS

Mechanics

| | |
|-------------------|-------------------------------------------------------------------------------------------------------------------------------|
| Shell Style/Model | HG*: Fixed receptacle, nut fixing, watertight or vacuum-tight |
| Keying | 1 key (alpha=0, plug: male contacts, receptacle: female contacts) |
| Housing Material | Brass (chrome plated [SAE AMS 2460]) shell and collet nut, nickel plated [SAE AMS QQ N 290] brass latch sleeve and mid pieces |
| Variant | P : Watertight |
| Weight | 21.22 g |

Performance

| | |
|---------------|---------------------------|
| Configuration | 1K.307 : 7 Low Voltage |
| Insulator | L: PEEK (UL 94 / V-0/1.5) |
| Rated Current | 7 Amps |

Specifications

Contact Type: Solder
Contact Dia.: 0.7 mm (0.028in)
Bucket Dia.: 0.8 mm (0.031in)
Max. Solid Conductor: 0.34 mm² (AWG 22)
Max. Stranded Conductor: 0.34 mm² (AWG 22)
R (max): 6.1 mOhm

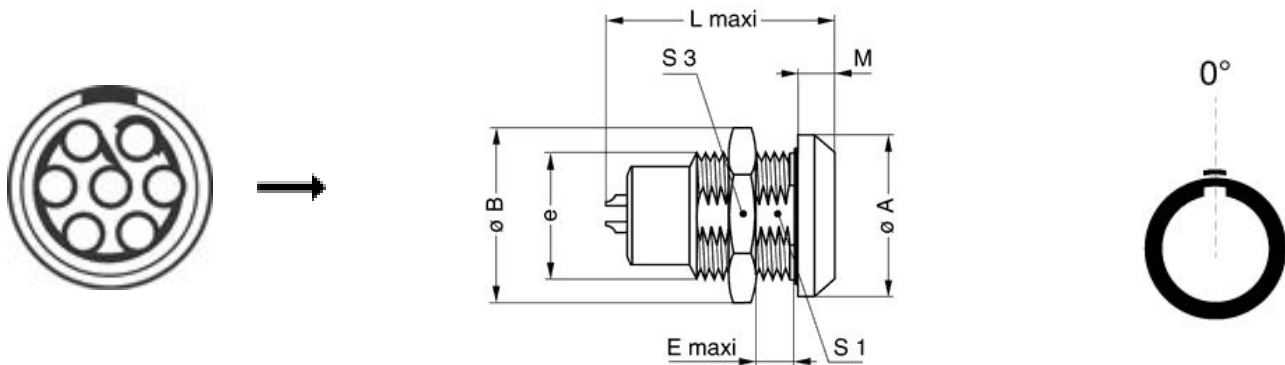
LEMO products and services are provided "as is". LEMO makes no warranties or representations with regard to LEMO product & services or use of them, express, implied or statutory, including for accuracy, completeness, or security. The user is fully responsible for his products and applications using LEMO components.

Vtest (contact-shell): 1050 V (AC), 1490 V (DC)
 Vtest (contact-contact): 950 V (AC), 1340 V (DC)

Others

Endurance (Shell): 5000 mating cycles
 Temp (min / max): -20°C / +100°C
 Humidity (max): <=95% [at 60 deg C / 140 F]
 Vibration: 15 g [10 Hz - 2000 Hz]
 Shock Resistance: 100 g [6 ms]
 Climatical Category: 20/80/21
 Shielding (min): 95 dB (10 MHz)
 Shielding (min): 80 dB (1 GHz)
 Salt Spray Corrosion: >1000 hr
 Pressure: 60 bars

DRAWINGS



Dimensions










| | A | B | E | L | M | S1 | S3 | e |
|-----|------|------|------|------|------|------|------|---------|
| mm. | 20 | 21.5 | 9 | 30 | 4.5 | 14.5 | 19 | M16x1.0 |
| in. | 0,79 | 0,85 | 0,35 | 1,18 | 0,18 | 0,57 | 0,75 | |

RECOMMENDED BY LEMO

LEMO products and services are provided "as is". LEMO makes no warranties or representations with regard to LEMO product & services or use of them, express, implied or statutory, including for accuracy, completeness, or security. The user is fully responsible for his products and applications using LEMO components.

Tools

Cables

| | | | |
|--------------------|---------------|-------|-------------------------------------------------------------------------------------|
| CMN.07.T26.037QGZE | TPR (medical) | Grey |  |
| CMN.07.T28.044PGZE | | Grey |  |
| CMN.07.T28.044PNZE | | |  |
| 270250 | PVC | Grey |  |
| 70140 | PVC | Grey |  |
| 7041 | PVC | Grey |  |
| 7050 | PVC | Black |  |
| 717920 | PVC | Grey |  |
| CTR.75.030.121875G | PVC | Grey |  |

LEMO products and services are provided "as is". LEMO makes no warranties or representations with regard to LEMO product & services or use of them, express, implied or statutory, including for accuracy, completeness, or security. The user is fully responsible for his products and applications using LEMO components.