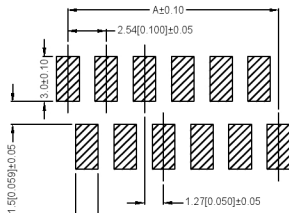
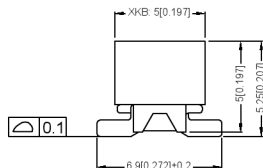
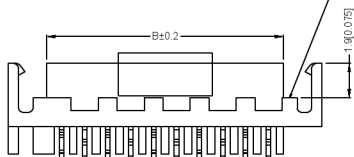


(无缺、防呆)

REFERENCE MATING INTERFACE PATTERN
1.27 STRAGGERED PITCH x 1.5 ROW-DISTANCE

POLARISATION SLOT



1.27x1.5MM SMT 母头
(有耳/有台/单缺/SMT)

Specifications:

- 规格:
- Voltage rating 500V AC/DC
- 额定电压: 500V AC/DC
- Current rating: 1A AC/DC
- 额定电流: 1A AC/DC
- Withstanding voltage:1000V AC/minute
- 耐压电压: 1000V AC/分钟
- Temperature range -40°C ~ +105°C
- 温度范围: -40°C ~ +105°C
- Insulation resistance:≥1000MΩ
- 绝缘电阻: ≥1000MΩ
- Contact resistance: ≤20mΩ
- 接触电阻: ≤20mΩ
- After environment testing: ≤30mΩ
- 环境试验后: ≤30mΩ

X9127 W V S -XX B -9T SN XX

① ② ③ ④ ⑤ ⑥ ⑦ ⑧ ⑨

- ① Series No.
- ② Category: W-wafer
- ③ Welding Board Angle: V-Straight 180°
- ④ Welding Way: S-SMT
- ⑤ Row No.-Pin No.: XX-04P-26P
- ⑥ Plug the Pin & Special No.:
B-With boss and tail, With Ear, Concave
- ⑦ Material: 9T-Nylon 9T 94V-0
- ⑧ Plating Category: SN-Bright tin Plating
- ⑨ Color: RE-Red RD-purplish red

NUMBER OF POSITIONS	Dimensions(mm)			Qty./file
	A	B	C	
4	3.81	5.50	9.71	59
6	6.35	8.04	12.25	47
8	8.89	10.58	14.79	39
10	11.43	13.12	17.33	33
12	13.97	15.66	19.87	29
14	16.51	18.20	22.41	25
16	19.05	20.74	24.95	23
18	21.59	23.28	27.49	21
20	24.13	25.82	30.03	19
22	26.67	28.36	32.57	17
24	29.21	30.90	35.11	16
26	31.75	33.44	37.65	15

X9127WS-XXB-9TSNRD	Purplish red	PA9T UL 94V-0	Brass	Tin-Plated
X9127WS-XXB-9TSNRE	RED			
PART NO	Color	Material	Material(Pin)	Finish(Pin)

广东星坤科技股份有限公司
Recommended PCB Board Layout

生	日期
蔡	
文件工程	REVISIONS
DATE	REVISED
APPROVED	UNSPECIFIED TOLERANCES
www.xkpcb.com	www.hellixkb.com
www.hellixkb.com	www.hellixkb.com

DSND	DATE	SCALE: NA	MODEL TYPE:
DWNN	DATE	VIEW:	PART NO.:
CHKD	DATE	UNIT: mm/in	1.27 mm Crimp Style Connectors
APPD	DATE	SIZE: A4	DWG NO.:
			X9127WS-XXB-9TSNXX
XKB INDUSTRIAL PRECISION CO.,LIMITED			WEIGHT
			1.0g
			SHEET
			1/1
			REVISION
			A0