REVISIONS					
REV	ECO	DESCRIPTION	DATE	BY	APPR
A3	-	RELEASE NEW DWG FORMAT	21OCT13	DRP	-
A4	-	REVISED PLATING INFO	16/JUN/16	JAH	-

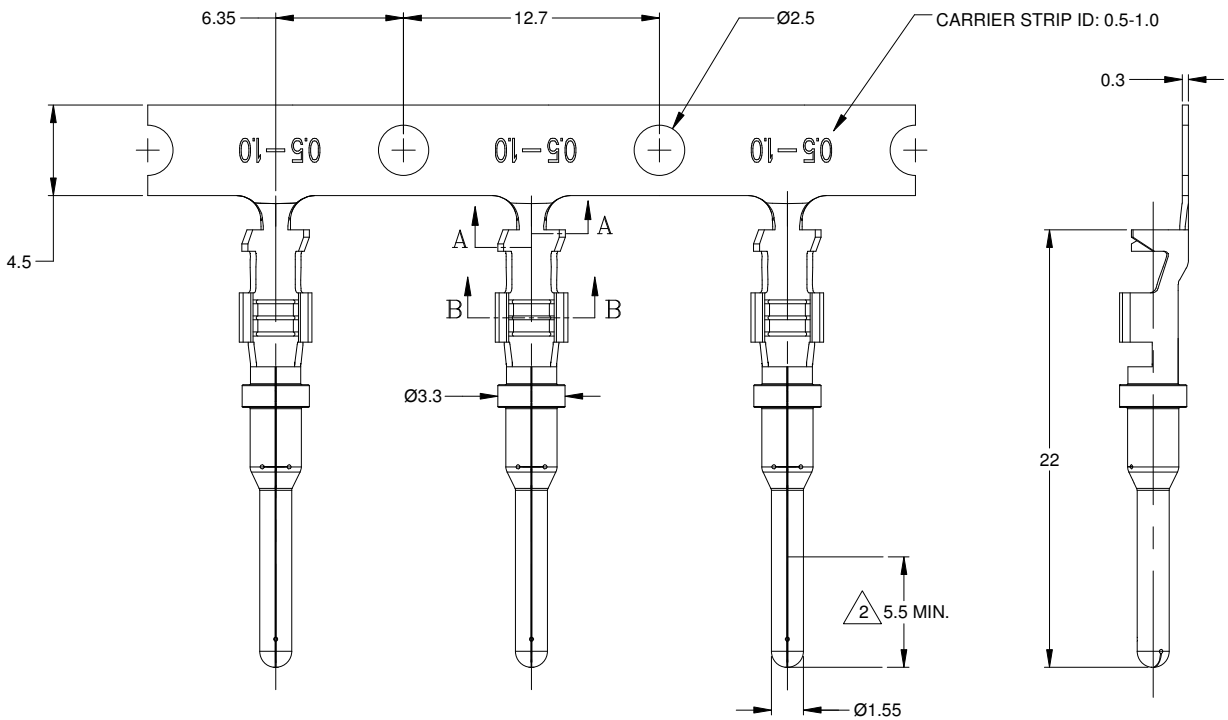

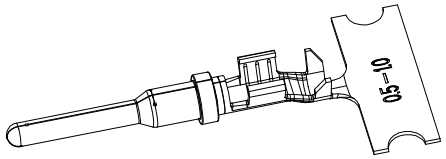

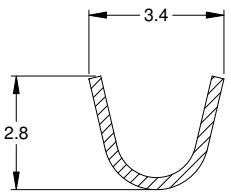

SECTION A-A
SCALE - 2:1

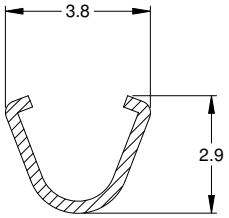

SECTION B-B
SCALE - 2:1

NOTES: UNLESS OTHERWISE SPECIFIED

1. MATERIAL: COPPER ALLOY

2. PLATING: SEE PART NUMBER CHART
*FOR GOLD PLATED CONTACTS: SELECTIVE GOLD FLASH IN CONTACT ZONE ONLY.

3. CONTACT SIZE: 16

4. SPECIFICATIONS:
   4.1 CURRENT RATING: 13 AMPS
   4.2 CONTACT MILLIVOLT DROP: 100 MILLIVOLT DROP @ 13 AMP TEST CURRENT.
   4.3 RoHS COMPLIANT

5. RECOMMENDED WIRE RANGE: 18 - 20 AWG

6. PACKAGE: 4000 PCS/REEL

7. AVAILABLE APPLICATORS: MFX-3950-K OR MFX-3950-G

8. ALL DIMENSIONS ARE FOR REFERENCE USE ONLY

PART NUMBER CHART	
PLATING	PART NUMBERS
NICKEL	AT60-16-0622
GOLD	AT60-16-0644

QUANTITY	PART NUMBER	DESCRIPTION	ITEM
	SEE PART NUMBER CHART		

MATERIALS LIST

UNLESS OTHERWISE SPECIFIED
1) All dimensions are in metric(mm).
2) Tolerances are as follows:
1 PL DEC ±0.30
2 PL DEC ±0.15
3 PL DEC ±0.08
Fractions ±1/64
Angles ±1°
3) Note reference = X

MATERIAL SPECIFICATIONS:

PROCESS SPECIFICATIONS:

NEXT ASS'Y:

SIGNATURES		DATE
DRAWN:	D.PARKS	21OCT13
CHECKED:		
ENGINEER:		
APPROVAL:		
CUSTOMER:		

THIS DRAWING IS SUPPLIED FOR INFORMATION ONLY. DESIGN FEATURES, SPECIFICATIONS AND PERFORMANCE DATA SHOWN HEREON ARE THE PROPERTY OF THE AMPHENOL CORPORATION. NO RIGHTS OF REPRODUCTION ARE IMPLIED. ALL DIMENSIONS ARE SUBJECT TO NORMAL MANUFACTURING VARIATIONS.

Amphenol

Sine Systems - www.amphenol-sine.com
44724 Morley Drive
Clinton Township, MI 48036

CONTACT, PIN, STAMPED, SIZE 16, 18-20 AWG, AT & AHD-9 SERIES

SIZE B | TYPE C- | DWG NO: AT60-16-06XX | REVISION A4

SCALE: NONE | SHEET 1 OF 1

TITLE: PIN, STAMPED, SIZE 16, 18-20 AWG, AT & AHD-9 SERIES
DWG NO: AT60-16-06XX
REV: A4
SH: 1
OF: 1