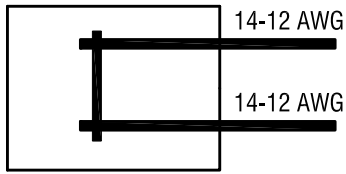
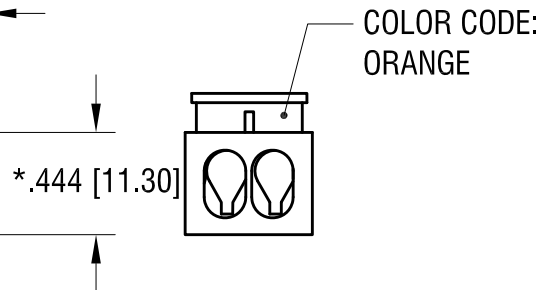
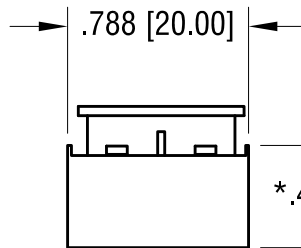
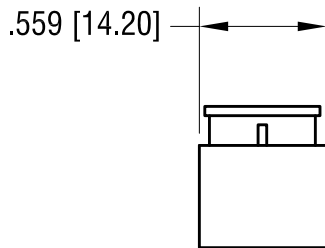
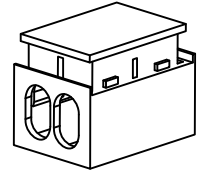


SCHEMATIC



THIS DOCUMENT IS THE PROPERTY OF
KEYSTONE ELECTRONICS CORP. AND
SHALL NOT BE REPRODUCED, DISTRIBUTED
OR USED AS A BASIS FOR MANUFACTURE
WITHOUT PRIOR WRITTEN PERMISSION
FROM KEYSTONE ELECTRONICS CORP.

ACTUAL SIZE:



NOTE:

- 2 PIN ONE WAY SERIES
- INSULATION: MAT'L- POLYCARBONATE, LEXAN UL 94V-0
- CONTACT: MAT'L- COPPER ALLOY
FINISH- TIN PLATE, OVER NICKEL PLATE
- FOR WIRE: SOLID WIRE
WIRE SIZE: 14 AWG MIN. - 12 AWG MAX.
- RATED VOLTAGE 300V
RATED CURRENT: 25 A

* HEIGHT OF CLOSED CONNECTOR

10.13.22 PARTS ARE NO LONER UL LISTED
CHANGE AS PER ECN 22-158

A

DATE

DESCRIPTION

REV.

KEYSTONE ELECTRONICS CORP.

www.keyelco.com • NEW HYDE PARK, NY 11040 • Tel (516) 328-7500

PART NAME

ONE WAY SERIES WIRE CONNECTOR

MATERIAL

AS NOTED

FINISH

AS NOTED

DRN BY

NT

DATE

1.06.17

APP'D

RH

SCALE

1.2X

TOLERANCES

INCH

[MM]

DECIMAL

$\pm .010$ [± 0.25]

ANGULAR

$\pm 1^\circ$

UNLESS OTHERWISE SPECIFIED

CODE

C

DWG NO.

8374