

SUMMARY

Wires

Low voltage 6



Image is for illustrative purpose only

Series	2B
Termination type	Female crimp
IP rating	54
AWG wire size	20.00 - 18.00
Cable Ø	7.30 - 8.20 mm
Status	active
Matching parts	EGJ.2B.306.CYC

Download

[Request a quote](#)

[Eplan](#)

[Catalog](#)

TECHNICAL DETAILS

Mechanics

Shell Style/Model	FE*: Straight plug, cable collet, front seal and nut for fitting a bend relief (IP 54 when mated)
Keying	2 keys (alpha=37.5, plug: female contacts, receptacle: male contacts)
Housing Material	Brass (chrome plated [SAE AMS 2460]) shell and collet nut, nickel plated [SAE AMS QQ N 290] brass latch sleeve and mid pieces
Variant	Z : Nut for fitting a bend relief
Weight	33.09 g

Performance

Configuration	2B.306 : 6 Low Voltage
Insulator	Y: PEEK for crimp contacts
Rated Current	12 Amps

Specifications

Contact Type: Crimp
Contact Retention: 40 N
Contact Dia.: 1.3 mm (0.051in)
Bucket Dia.: 1.4 mm (0.055in)
Min. Conductor: 0.5 mm² (AWG 20)

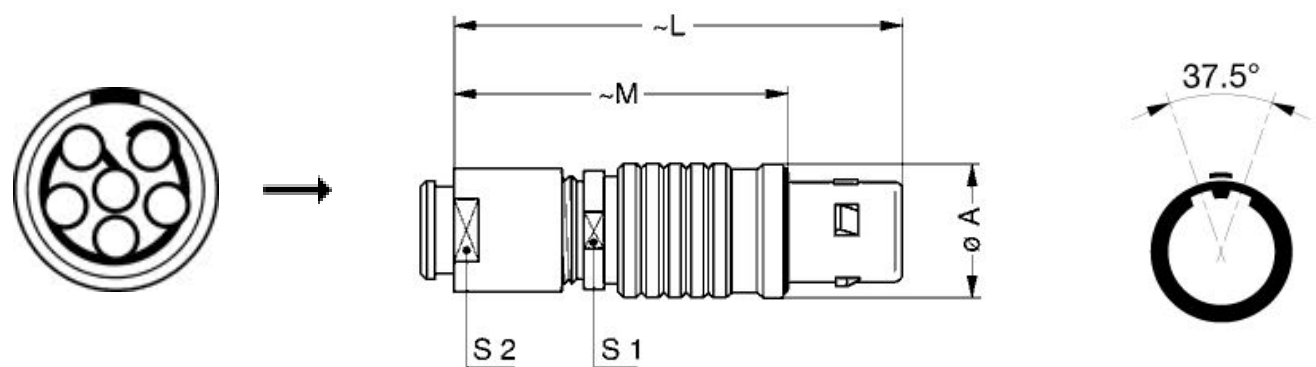
LEMO products and services are provided "as is". LEMO makes no warranties or representations with regard to LEMO product & services or use of them, express, implied or statutory, including for accuracy, completeness, or security. The user is fully responsible for his products and applications using LEMO components.

Max. Conductor: 1 mm² (AWG 18)
R (max): 3.6 mOhm
Vtest (contact-shell): 2350 V (AC), 3320 V (DC)
Vtest (contact-contact): 2000 V (AC), 2850 V (DC)

Others

Endurance (Shell): 5000
Temp (min / max): -55°C / +250°C
Humidity (max): <=95% [at 60 deg C / 140 F]
Vibration: 15 g [10 Hz - 2000 Hz]
Shock Resistance: 100 g [6 ms]
Climatical Category: 50/175/21
Shielding (min): 75 dB (10 MHz)
Shielding (min): 40 dB (1 GHz)
Salt Spray Corrosion: >1000 hr

DRAWINGS



Dimensions

	A	L	M	S1	S2
mm.	16.5	48	36	13	12
in.	0,65	1,89	1,42	0,51	0,47

RECOMMENDED BY LEMO

LEMO products and services are provided “as is”. LEMO makes no warranties or representations with regard to LEMO product & services or use of them, express, implied or statutory, including for accuracy, completeness, or security. The user is fully responsible for his products and applications using LEMO components.

Tools

- Crimp Tool:

[DPC.91.701.V](#)
- Crimp settings:

AWG/Selector = 18-20/8-7
- Positionner:



[DCE.91.132.BVM](#)
- Extractor:

[DCF.91.131.2LT](#)
- Replacement contact:

EGG.2B.665.ZZM
- Spanner wrench:

[DCD.2B.025.PA120](#)

Cables

360500	PVC	Grey	
360750	PVC	Grey	

LEMO products and services are provided “as is”. LEMO makes no warranties or representations with regard to LEMO product & services or use of them, express, implied or statutory, including for accuracy, completeness, or security. The user is fully responsible for his products and applications using LEMO components.