

SUMMARY

Wires

Low	12
High	0
Coax	0
Triax	0
Quad	0
Fiber	0
Fluidic	0

Series	2B
Termination type	Female crimp
IP rating	50
Cable Ø	0.00 - 0.00 mm
Matching parts	FGA.2B.312.CLCD92Z
Status	active
Alternative part	



Image is for illustrative purpose only

Download

[Request a quote](#)

[Catalog](#)

TECHNICAL DETAILS

Mechanics

Shell Style/Model	EC*: Fixed receptacle with two nuts (back panel mounting)
Keying	2 keys (alpha=30, plug: male contacts, receptacle: female contacts)
Housing Material	Brass (chrome plated) shell and collet nut, nickel plated brass latch sleeve and mid pieces
Cable Fixing	Ø 0 - 0 mm
Variant	
Weight	12.72 g

Performance

Configuration	2B.312 : 12 Low Voltage
Insulator	Y: PEEK for crimp contacts
Rated Current	7 Amps

Specifications

Contact Type: Crimp
Max. Matings: 5000
Contact Retention: 22 N

LEMO products and services are provided "as is". LEMO makes no warranties or representations with regard to LEMO product & services or use of them, express, implied or statutory, including for accuracy, completeness, or security. The user is fully responsible for his products and applications using LEMO components.

Contact Dia.: 0.7 mm (0.028in)
Bucket Dia.: 0.8 mm (0.031in)
Min. Conductor: 0.14 mm^2 (AWG 26)
Max. Conductor: 0.34 mm^2 (AWG 22)
R (max): 6.1 mOhm
Vtest (contact-shell): 2000 V (AC), 2850 V (DC)
Vtest (contact-contact): 1650 V (AC), 2350 V (DC)

Others

Temp (min / max): -55° C / +250° C
Humidity (max): <=95% [at 60 deg C / 140 F]
Vibration: 15 g [10 Hz - 2000 Hz]
Shock Resistance: 100 g [6 ms]
Salt Spray Corrosion: >1000 hr
Climatical Category: 50/175/21
Shielding (min): 75 dB (10 MHz)
Shielding (min): 40 dB (1 GHz)
IP Rating: 50

DRAWINGS

Draws



Dimensions

	A	B	E	L	M	N	S1	S3	e
mm.	20	19.2	6.5	26.7	3.5	24.6	13.5	17	M15x1.0
in.	0,79	0,76	0,26	1,05	0,14	0,97	0,53	0,67	


















LEMO products and services are provided “as is”. LEMO makes no warranties or representations with regard to LEMO product & services or use of them, express, implied or statutory, including for accuracy, completeness, or security. The user is fully responsible for his products and applications using LEMO components.

RECOMMENDED BY LEMO

Tools

Crimp Tool: DPC.91.701.V
 Crimp settings: AWG/Selector = 22-24-26/6-5-5
 Positionner: DCE.91.072.BVM
 Extractor: DCF.91.070.2LT
 Spanner 2: DCH.91.201.PA
 Replacement contact: EGG.2B.655.ZZM

Cables

CMN.12.T22.070PGCE	PVC	GREY	
CMN.12.T22.070PGZE		Grey	
CMN.12.T22.070PNCE	PVC	Black	
CMN.12.T22.070PNZE			
CMN.12.T22.070QGZE	TPR (medical)	Grey	
CMN.12.T28.054PGCE	PVC	GREY	
CMN.12.T28.054PGZE		Grey	
CMN.12.T28.054PNCE	PVC	Black	
CMN.12.T28.054PNZE			
CMN.6T.T22.096PN6Y			
012 050	PVC	Black	
112 240	PTFE	White	
112 260	PTFE	White	
112 280	PVC	Black	
124 080	PVC	Grey	
124 084	PVC	Black	
212 220	PVC	Black	
212 240	PVC	Black	
212 250	PVC	Grey	
212 260	PVC	Black	

LEMO products and services are provided "as is". LEMO makes no warranties or representations with regard to LEMO product & services or use of them, express, implied or statutory, including for accuracy, completeness, or security. The user is fully responsible for his products and applications using LEMO components.