

## SUMMARY

### # Wires

Low voltage 3



*Image is for illustrative purpose only*

Series FF  
Termination type Female crimp  
IP rating 67  
AWG wire size 32.00 - 28.00  
Cable Ø 2.20 - 6.30 mm  
Status active

### Download

[Request a quote](#)

[Catalog](#)

## TECHNICAL DETAILS

### Mechanics

Shell Style/Model PE\*: Straight receptacle, nut fixing (back panel mounting)  
Keying  
Housing Material Aluminium (nickel plated [SAE AMS QQ N 290], anthracite color) shell and nut, other pieces bronze/brass  
Weight 3.04 g

### Performance

Configuration  
Insulator L: PEEK (UL 94 / V-0/1.5)  
Rated Current 3 Amps

### Specifications

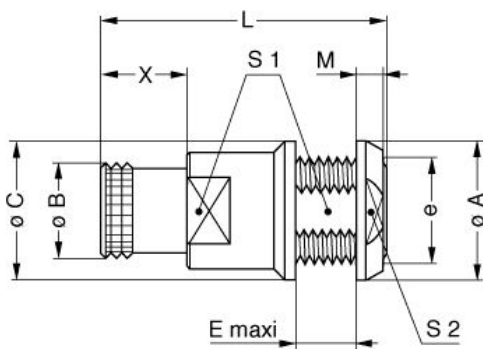
Contact Type: Crimp  
Contact Retention: 12 N  
Contact Dia.: 0.5 mm (0.02in)  
Bucket Dia.: 0.45 mm (0.018in)  
Min. Conductor: 0.035 mm<sup>2</sup> (AWG 32)  
Max. Conductor: 0.09 mm<sup>2</sup> (AWG 28)  
R (max): 8.7 mOhm

*LEMO products and services are provided "as is". LEMO makes no warranties or representations with regard to LEMO product & services or use of them, express, implied or statutory, including for accuracy, completeness, or security. The user is fully responsible for his products and applications using LEMO components.*

Others

- Endurance (Shell): 1000 mating cycles
- Temp (min / max): -15°C / +200°C
- Humidity (max): <=95% [at 60 deg C /140 F]
- Vibration: 15 g [10 Hz - 2000 Hz]
- Shock Resistance: 100 g [ 6 ms]
- Climatical Category: 15/200/21 (Aluminium shell)
- Salt Spray Corrosion: max. 48 hr

DRAWINGS



Dimensions

	A	B	C	E	L	M	S1	X	e
mm.	10	6.3	11	6	20.7	2.5	6.4	5.7	M7x0.50
in.	0,39	0,25	0,43	0,24	0,81	0,10	0,25	0,22	

RECOMMENDED BY LEMO







Tools

- Crimp Tool: [DPC.91.701.V](#)
- Crimp settings: AWG/Selector = 28-30-32/4-3-3
- Positionner: [DCE.91.050.0VM](#)
- Extractor: [DCF.91.050.2LT](#)

LEMO products and services are provided “as is”. LEMO makes no warranties or representations with regard to LEMO product & services or use of them, express, implied or statutory, including for accuracy, completeness, or security. The user is fully responsible for his products and applications using LEMO components.

Replacement contact: EGG.00.654.ZZM

## Cables

CMN.03.T28.031PGCE	PVC	GREY	
CMN.03.T28.031PGZE		Grey	
CMN.03.T28.031PNCE	PVC	Black	
CMN.03.T28.031PNZE			
30110	PVC	Grey	
3041	PVC	Grey	
3050	PVC	Black	
3081	PVC	Black	
3280	PVC	Black	
60080	PVC	Grey	

LEMO products and services are provided "as is". LEMO makes no warranties or representations with regard to LEMO product & services or use of them, express, implied or statutory, including for accuracy, completeness, or security. The user is fully responsible for his products and applications using LEMO components.