

## SUMMARY

### # Wires

Low voltage 7



*Image is for illustrative purpose only*

Series	1B
Termination type	Female crimp
IP rating	50
AWG wire size	32.00 - 28.00
Cable Ø	4.30 - 5.20 mm
Status	active
Matching parts	<a href="#">FGG.1B.307.CYBD52Z</a>

### Download

[Request a quote](#)

[Catalog](#)

## TECHNICAL DETAILS

### Mechanics

Shell Style/Model	PH*: Free receptacle, cable collet and nut for fitting a bend relief
Keying	1 key (alpha=0, plug: male contacts, receptacle: female contacts)
Housing Material	Brass (chrome plated [SAE AMS 2460]) shell and collet nut, nickel plated [SAE AMS QQ N 290] brass latch sleeve and mid pieces
Variant	Z : Nut for fitting a bend relief

### Performance

Configuration	1B.307 : 7 Low Voltage
Insulator	Y: PEEK for crimp contacts
Rated Current	7 Amps

### Specifications

Contact Type:	Crimp
Contact Retention:	22 N
Contact Dia.:	0.7 mm (0.028in)
Bucket Dia.:	0.45 mm (0.018in)
Min. Conductor:	0.035 mm <sup>2</sup> (AWG 32)
Max. Conductor:	0.09 mm <sup>2</sup> (AWG 28)
R (max):	6.1 mOhm
Vtest (contact-shell):	1450 V (AC), 2050 V (DC)

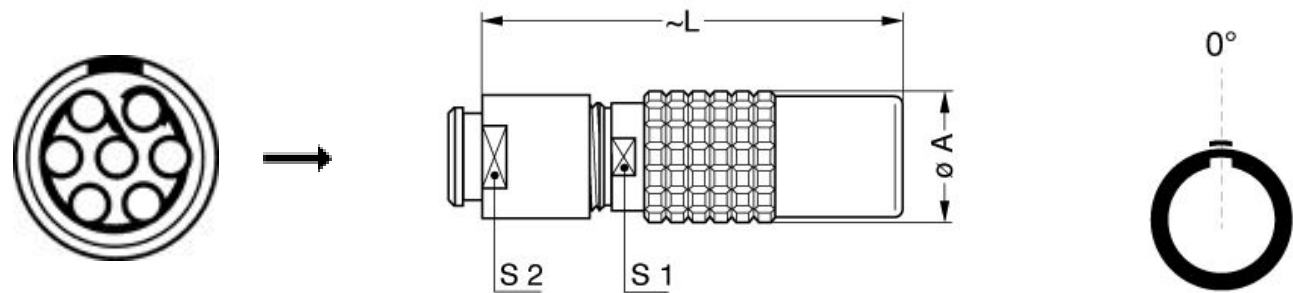
LEMO products and services are provided "as is". LEMO makes no warranties or representations with regard to LEMO product & services or use of them, express, implied or statutory, including for accuracy, completeness, or security. The user is fully responsible for his products and applications using LEMO components.

Vtest (contact-contact): 1450 V (AC), 2050 V (DC)

Others

- Endurance (Shell): 5000
- Temp (min / max): -55°C / +250°C
- Humidity (max): <=95% [at 60 deg C / 140 F]
- Vibration: 15 g [10 Hz - 2000 Hz]
- Shock Resistance: 100 g [ 6 ms]
- Climatical Category: 50/175/21
- Shielding (min): 75 dB (10 MHz)
- Shielding (min): 40 dB (1 GHz)
- Salt Spray Corrosion: >1000 hr

DRAWINGS



Dimensions

	A	L	S1	S2
mm.	12.5	39.5	10	9
in.	0,49	1,56	0,39	0,35



RECOMMENDED BY LEMO

Tools

LEMO products and services are provided “as is”. LEMO makes no warranties or representations with regard to LEMO product & services or use of them, express, implied or statutory, including for accuracy, completeness, or security. The user is fully responsible for his products and applications using LEMO components.

Crimp Tool:	<a href="#">DPC.91.701.V</a>
Crimp settings:	AWG/Selector = 28-30-32/4-3-3
Positionner:	<a href="#">DCE.91.071.BVM</a>
Extractor:	<a href="#">DCF.91.070.2LT</a>
Replacement contact:	EGG.1B.656.ZZM
Spanner wrench:	<a href="#">DCD.1B.015.PA090</a>

Cables

CMN.07.T28.044PGZE		Grey	
CMN.07.T28.044PNZE			

LEMO products and services are provided “as is”. LEMO makes no warranties or representations with regard to LEMO product & services or use of them, express, implied or statutory, including for accuracy, completeness, or security. The user is fully responsible for his products and applications using LEMO components.