

# BLM18HG471SZ1#

“#” indicates a package specification code.

In Production

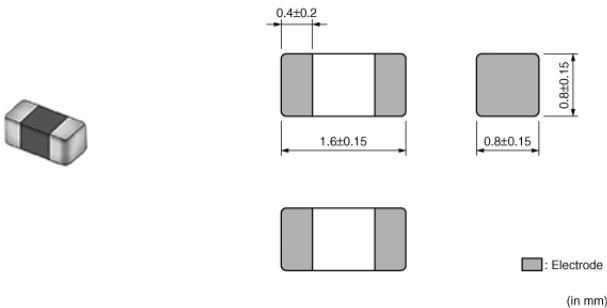
AEC-Q200

RoHS

REACH

< List of part numbers with package codes >  
BLM18HG471SZ1D BLM18HG471SZ1J BLM18HG471SZ1B

## Appearance & Shape



## Packaging Information

| Packaging | Specifications   | Minimum Order Quantity |
|-----------|------------------|------------------------|
| D         | 180mm Paper Tape | 4000                   |
| J         | 330mm Paper Tape | 10000                  |
| B         | Bulk(Bag)        | 1000                   |

## Applications

Automotive Usage   Infotainment

**Attention**  
1.This datasheet is downloaded from the website of Murata Manufacturing Co., Ltd. Therefore, it's specifications are subject to change or our products in it may be discontinued without advance notice. Please check with our sales representatives or product engineers before ordering.  
2.This datasheet has only typical specifications because there is no space for detailed specifications.  
Therefore, please review our product specifications or consult the approval sheet for product specifications before ordering.

# BLM18HG471SZ1#

“#” indicates a package specification code.



## Features

BLM18H/BLM18E series has a modified internal electrode structure, that minimizes stray capacitance and increases the effective frequency range.

### Features (BLM18H series)

1. BLM18H series realizes high impedance at 1GHz and is suitable for noise suppression from 500MHz to GHz range. The impedance value of HG/HD-type is about three times as large as that of A/B-type at 1GHz, though the impedance characteristic of HG/HD-type is similar to A/B-type at 100MHz or less.
2. HG-type is effective in noise suppression in wide frequency range (several MHz to several GHz). HB/HD-type for high-speed signal line provides a sharper roll-off after the cut-off frequency. HK-type for digital interface and HE-type for optical pickup modules are effective in suppressing the ringing because resistance especially grows in the lower frequency.
3. The magnetic shielded structure minimizes crosstalk.

### Features (BLM18E series)

1. Low DC Resistance and a large Rated Current are suitable for noise suppression of the driver circuit.
2. Excellent direct current characteristics
3. Thin type (t=0.5mm) is suitable for small and low profile equipment such as DSC, cellular phones.

### Attention

1. This datasheet is downloaded from the website of Murata Manufacturing Co., Ltd. Therefore, it's specifications are subject to change or our products in it may be discontinued without advance notice. Please check with our sales representatives or product engineers before ordering.
  2. This datasheet has only typical specifications because there is no space for detailed specifications.
- Therefore, please review our product specifications or consult the approval sheet for product specifications before ordering.

# BLM18HG471SZ1#

“#” indicates a package specification code.



## Specifications

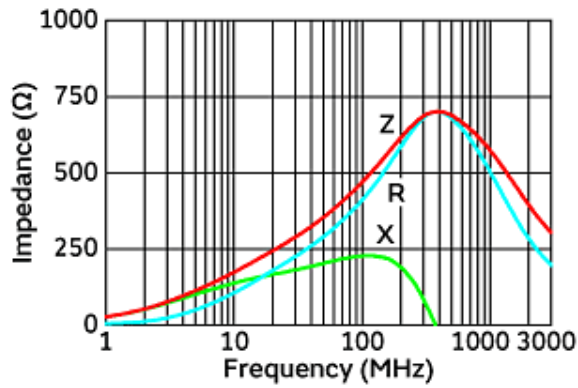
|                                 |                |
|---------------------------------|----------------|
| Shape                           | SMD            |
| Size Code (in mm)               | 1608           |
| Size Code (in inch)             | 0603           |
| Length                          | 1.6mm          |
| Length Tolerance                | ±0.15mm        |
| Width                           | 0.8mm          |
| Width Tolerance                 | ±0.15mm        |
| Thickness                       | 0.8mm          |
| Thickness Tolerance             | ±0.15mm        |
| Impedance (at 100MHz)           | 470Ω           |
| Impedance (at 100MHz) Tolerance | ±25%           |
| Impedance (at 1GHz)             | 600Ω           |
| Impedance (at 1GHz) Tolerance   | (Typ.)         |
| Rated Current (at 85°C)         | 200mA          |
| Rated Current (at 125°C)        | 200mA          |
| DC Resistance(max.)             | 0.85Ω          |
| Operating Temperature Range     | -55°C to 125°C |
| Mass(typ.)                      | 0.005g         |
| Number of Circuit               | 1              |

**Attention**  
1.This datasheet is downloaded from the website of Murata Manufacturing Co., Ltd. Therefore, it's specifications are subject to change or our products in it may be discontinued without advance notice. Please check with our sales representatives or product engineers before ordering.  
2.This datasheet has only typical specifications because there is no space for detailed specifications.  
Therefore, please review our product specifications or consult the approval sheet for product specifications before ordering.

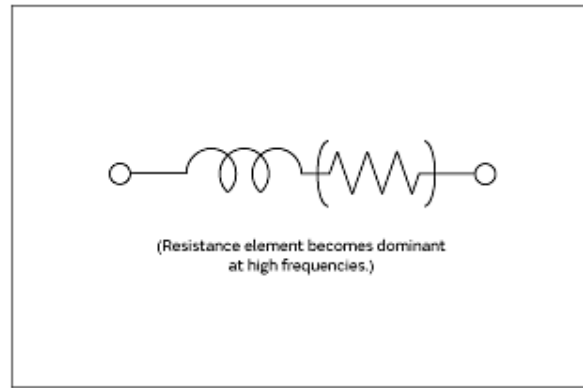
# BLM18HG471SZ1#

“#” indicates a package specification code.

## Product Data



Impedance-Frequency Characteristics



Equivalent Circuit

### Attention

- 1.This datasheet is downloaded from the website of Murata Manufacturing Co., Ltd. Therefore, it's specifications are subject to change or our products in it may be discontinued without advance notice. Please check with our sales representatives or product engineers before ordering.
- 2.This datasheet has only typical specifications because there is no space for detailed specifications.  
Therefore, please review our product specifications or consult the approval sheet for product specifications before ordering.