

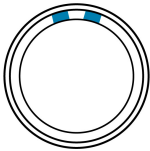
General information

Part number	GL0LAC-P07LCC0-0000
Termination	solder
Size	0
Locking principle	break , push
Coding	a_key

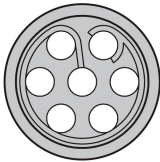


Illustrations may differ from original product.
Dimensions, unless otherwise specified, in mm.

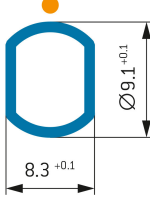
CODING: 30°



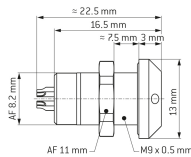
POSITIONS: 7 Positions



PANEL CUT OUT:



DIMENSIONS:



The pin layout corresponds to the view on the termination area

Contact insert description

Number of contacts	7
Contact type	sockets
Contact diameter	05mm
Insulator material	peek
Wire cross section	28_awg
Termination	solder
Termination diameter	045mm

reverse_gender_on_request

Technical information

Max. creepage and air clearance distance	07_mm	08_mm
Nominal current single contact	04_a	iec_60512_5_2
Nominal current insert	2,6 A	vde_0298_4
Test voltage	09_kv_ac	sae_13441

safety_text

Mechanical and environmental data

Degree of protection*	ip68
Operating temperature	40_120_c
Mating cycles	5000

unmated

Material and surface treatments

Housing	m_chrome
Contact	cu_alloy_gold

safety_text_2
ul_text
illustrative_text