

SUMMARY

Wires

Low voltage 3



Image is for illustrative purpose only

Series	FF
Termination type	Female crimp
IP rating	50
AWG wire size	32.00 - 28.00
Cable Ø	2.20 - 6.30 mm
Status	active

Download

[Request a quote](#)

[Catalog](#)

TECHNICAL DETAILS

Mechanics

Shell Style/Model	ECN*: Fixed receptacle with 2 nuts key (N) or key (S), protruding shell (back panel mounting)
Keying	
Housing Material	Aluminium (nickel plated [SAE AMS QQ N 290], anthracite color) shell and nut, other pieces bronze/brass
Weight	3.02 g

Performance

Configuration	
Insulator	L: PEEK (UL 94 / V-0/1.5)
Rated Current	3 Amps

Specifications

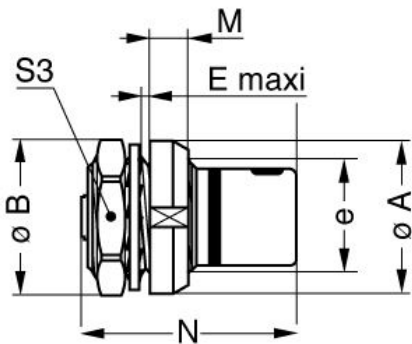
Contact Type: Crimp
Contact Retention: 12 N
Contact Dia.: 0.5 mm (0.02in)
Bucket Dia.: 0.45 mm (0.018in)
Min. Conductor: 0.035 mm² (AWG 32)
Max. Conductor: 0.09 mm² (AWG 28)
R (max): 8.7 mOhm

LEMO products and services are provided "as is". LEMO makes no warranties or representations with regard to LEMO product & services or use of them, express, implied or statutory, including for accuracy, completeness, or security. The user is fully responsible for his products and applications using LEMO components.

Others

- Endurance (Shell): 1000 mating cycles
- Temp (min / max): -15°C / +200°C
- Humidity (max): <=95% [at 60 deg C /140 F]
- Vibration: 15 g [10 Hz - 2000 Hz]
- Shock Resistance: 100 g [6 ms]
- Climatical Category: 15/200/21 (Aluminium shell)
- Salt Spray Corrosion: max. 48 hr

DRAWINGS



Dimensions

	A	B	E	M	N	S3	e
mm.	10	10.2	1.5	2.5	13.9	9	M7x0.5
in.	0,39	0,40	0,06	0,10	0,55	0,35	

RECOMMENDED BY LEMO

Tools



- Crimp Tool: [DPC.91.701.V](#)
- Crimp settings: AWG/Selector = 28-30-32/4-3-3
- Positionner: [DCE.91.050.0VM](#)

LEMO products and services are provided “as is”. LEMO makes no warranties or representations with regard to LEMO product & services or use of them, express, implied or statutory, including for accuracy, completeness, or security. The user is fully responsible for his products and applications using LEMO components.

Extractor: [DCF.91.050.2LT](#)

Replacement contact: EGG.00.654.ZZM

Cables

CMN.03.T28.031PGCE	PVC	GREY	
CMN.03.T28.031PGZE		Grey	
CMN.03.T28.031PNCE	PVC	Black	
CMN.03.T28.031PNZE			
30110	PVC	Grey	
3041	PVC	Grey	
3050	PVC	Black	
3081	PVC	Black	
3280	PVC	Black	
60080	PVC	Grey	

LEMO products and services are provided "as is". LEMO makes no warranties or representations with regard to LEMO product & services or use of them, express, implied or statutory, including for accuracy, completeness, or security. The user is fully responsible for his products and applications using LEMO components.