

Actuator

61-
2604.0/D



<https://eao.com/p/61-2604.0/D>

Your product:



61-2604.0/D Actuator

ELECTRICAL CHARACTERISTICS

Electrostatic discharge (ESD): 11 kV

MECHANICAL CHARACTERISTIC

Operating Travel: ca. 2 x 90°

Weight: 0.065 kg

Switching action: Maintained (a) - Rest (a) - Maintained

Switching positions: 3 positions

Switching angle: 90° left / 90° right

Mechanical lifetime: According to DIN/IEC 60512-5-6 and EN/IEC 60947-5-1, 50 000 cycles of operation

Operating force: 0.025...0.1 Nm snap-action switching element, 0.4 ... 0.16 Nm slow-make switching element

Tightening torque: Max. 0.5 Nm

AMBIENT CONDITION

IP Protection: IP40 rear side, according to EN IEC 60529, IP67 front side, according to EN IEC 60529

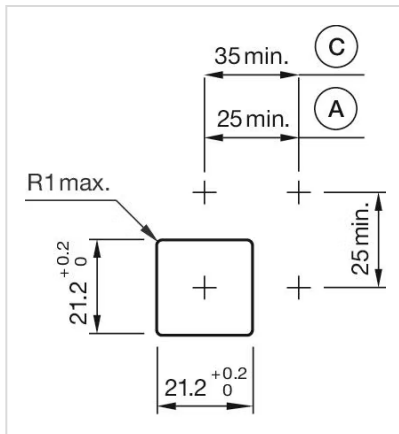
Storage temperature: – 40 °C ... + 85 °C

OTHER

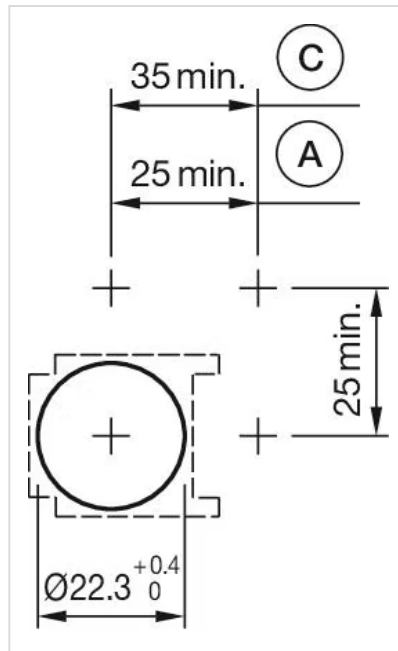
Housing material: Plastic, according to UL 94 V0, self-extinguishing

Short Description: Actuator, Maintained (a) - Rest (a) - Maintained

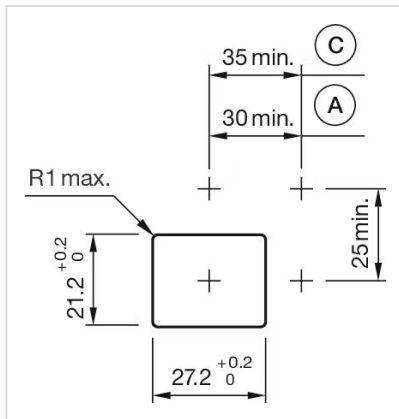
Mounting cut-outs:



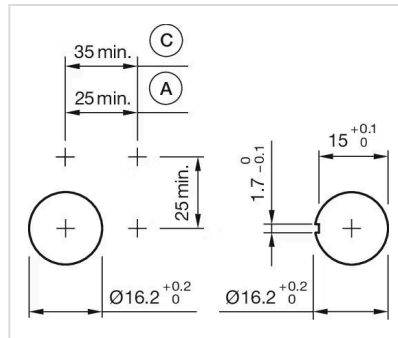
A = Solder/Plug-in terminal 2.8 mm x 0.5 mm
C = Screw terminal



A = Solder/Plug-in terminal 2.8 mm x 0.5 mm
C = Screw terminal

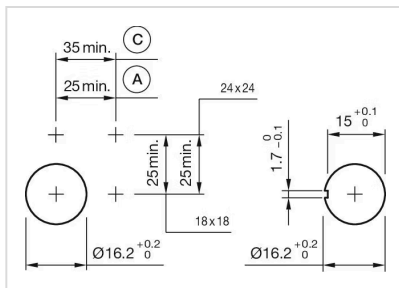


A = Solder/Plug-in terminal 2.8 mm x 0.5 mm
C = Screw terminal



A = Solder/Plug-in terminal 2.8 mm x 0.5 mm

mm
C = Screw terminal

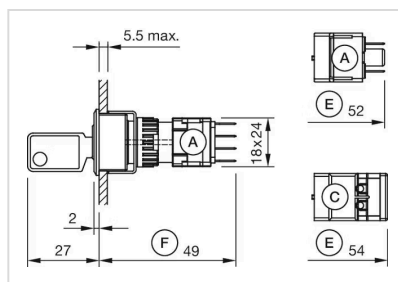


A = Solder/Plug-in terminal 2.8 mm x 0.5 mm
C = Screw terminal

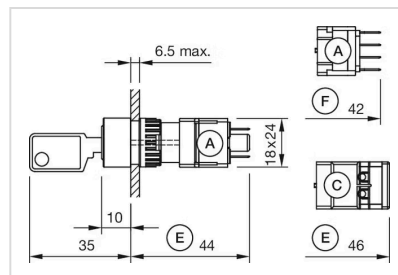
Wiring diagrams:



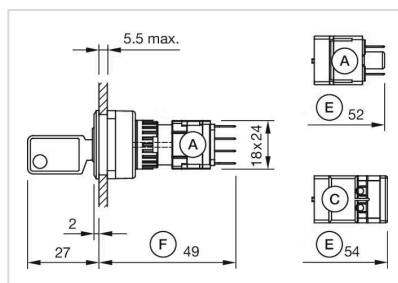
Dimension drawings:



A = Plug-in terminal 2.8 mm x 0.5 mm
C = Screw terminal
E = Slow-make switching element
F = Snap-action switching element



A = Plug-in terminal 2.8 mm x 0.5 mm
C = Screw terminal
E = Slow-make switching element
F = Snap-action switching element



A = Plug-in terminal 2.8 mm x 0.5 mm
C = Screw terminal
E = Slow-make switching element
F = Snap-action switching element

Switching positions:

