

# DFLK-D37 SUB/S - Termination board



2280336

<https://www.phoenixcontact.com/us/products/2280336>

Please be informed that the data shown in this PDF document is generated from our online catalog. Please find the complete data in the user documentation. Our general terms of use for downloads are valid.



The VARIOFACE feed-through module implements a 1:1 connection between screw connection terminal blocks and a D-SUB miniature pin strip (number of positions: 37). A separate ground pick-off is available.

## Your advantages

- 9-pos. ... 50-pos.
- 50-pos.: no ground pick-off
- 9-□...□37-pos.: separate ground pick-off
- In accordance with IEC□60807-2
- 1:1 connection
- Screw connection
- D-SUB 4-40 UNC thread

## Commercial data

Item number	2280336
Packing unit	5 pc
Minimum order quantity	1 pc
Sales key	C422
Product key	CK21C2
Catalog page	Page 556 (C-5-2019)
GTIN	4017918054441
Weight per piece (including packing)	128.47 g
Weight per piece (excluding packing)	94.204 g
Customs tariff number	85369010
Country of origin	DE

# DFLK-D37 SUB/S - Termination board



2280336

<https://www.phoenixcontact.com/us/products/2280336>

## Technical data

### Product properties

Product type	Interface module
Product family	VARIOFACE
Number of positions	37

#### Insulation characteristics: Air clearances and creepage distances

Insulation	Functional insulation
Overvoltage category	II
Pollution degree	2

### Electrical properties

Operating voltage (AC)	≤ 30 V AC
Operating voltage (DC)	≤ 60 V DC
Current (per branch)	≤ 2.5 A
Current (Total current)	≤ 50 A (50 °C)

#### Air clearances and creepage distances

Rated insulation voltage	125 V
Rated surge voltage	1.2 kV (1.2/50 µs)

### Connection data

#### Connection 1 (control level)

Connection in acc. with standard	IEC 60807-2
Connection method	D-SUB pin strip
Screw thread	UNC 4-40
Number of connections	1
Number of positions	37
Insertion/withdrawal cycles	> 500
Pitch	2.77 mm

#### Connection 2 (field level)

Connection method	Screw connection
Stripping length	8 mm
Screw thread	M3
Number of positions	16
Conductor cross section rigid	0.2 mm <sup>2</sup> ... 4 mm <sup>2</sup>
Conductor cross-section rigid (2 conductors with same cross section)	0.2 mm <sup>2</sup> ... 1.5 mm <sup>2</sup>
Conductor cross section flexible	0.2 mm <sup>2</sup> ... 2.5 mm <sup>2</sup>
	0.25 mm <sup>2</sup> ... 2.5 mm <sup>2</sup> (Ferrule without plastic sleeve)
	0.25 mm <sup>2</sup> ... 2.5 mm <sup>2</sup> (Ferrule with plastic sleeve)
Conductor cross section flexible (2 conductors with same cross section)	0.2 mm <sup>2</sup> ... 1.5 mm <sup>2</sup>
	0.25 mm <sup>2</sup> ... 0.75 mm <sup>2</sup> (Ferrule without plastic sleeve)

# DFLK-D37 SUB/S - Termination board



2280336

<https://www.phoenixcontact.com/us/products/2280336>

	0.5 mm² ... 1.5 mm² (TWIN ferrule with plastic sleeve)
Conductor cross section AWG	24 ... 12
Tightening torque	0.5 Nm ... 0.6 Nm
Pitch	5 mm

## Signaling

Status display present	No
------------------------	----

## Dimensions

### Item dimensions

Width	39.88 mm
Height	128.4 mm
Depth	33.03 mm

## Material specifications

Color	gray (RAL 7042)
Housing insulation material	Polyamide PA non-reinforced

## Environmental and real-life conditions

### Ambient conditions

Degree of protection (Module)	IP20
Degree of protection (Installation location)	≥ IP54
Ambient temperature (operation)	-20 °C ... 50 °C
Ambient temperature (storage/transport)	-20 °C ... 70 °C
Altitude	≤ 2000 m

## Approvals

### UKCA

Certificate	UKCA-compliant
-------------	----------------

## Standards and regulations

### Air clearances and creepage distances

Standards/regulations	EN IEC 60664-1
-----------------------	----------------

## Mounting

Mounting type	Rear mounting
Mounting position	any

## Notes

Notes on operation	For proper use, the specifications of the installation directive (see Downloads) must be observed. For applications or use with third-party products, the specifications, and the safety and warning instructions of the respective third-party manufacturer must also be met.
--------------------	--

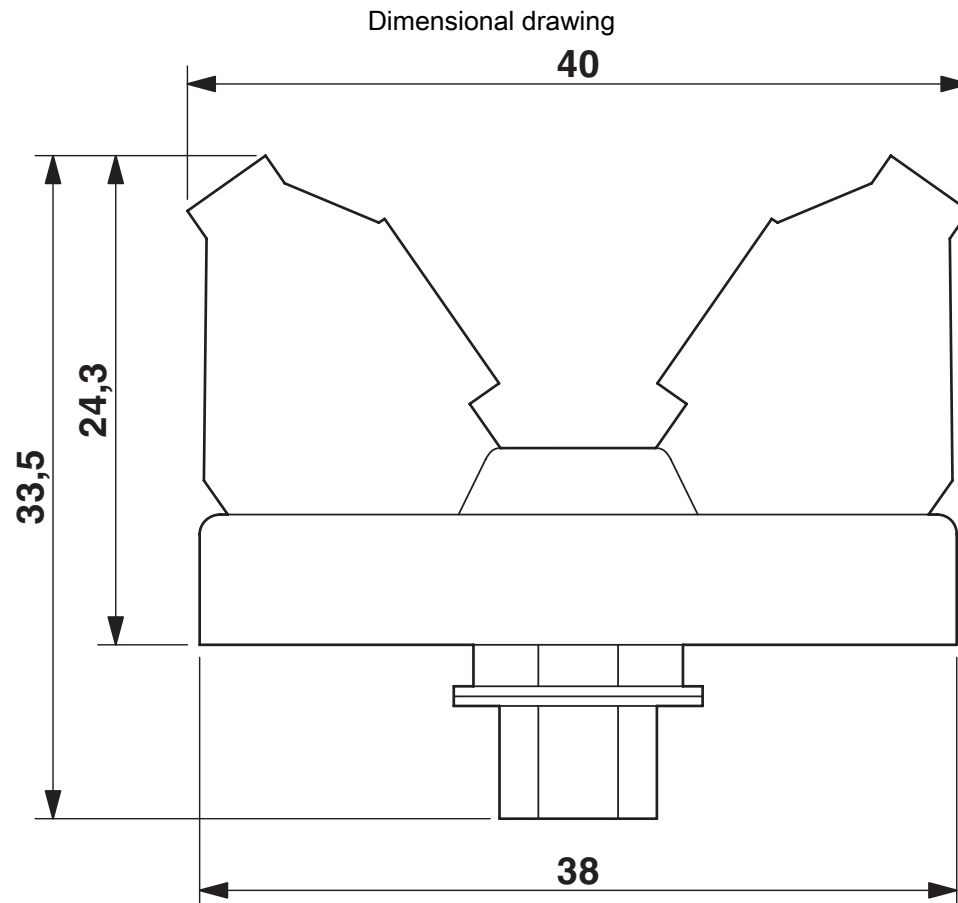
# DFLK-D37 SUB/S - Termination board

2280336

<https://www.phoenixcontact.com/us/products/2280336>



## Drawings



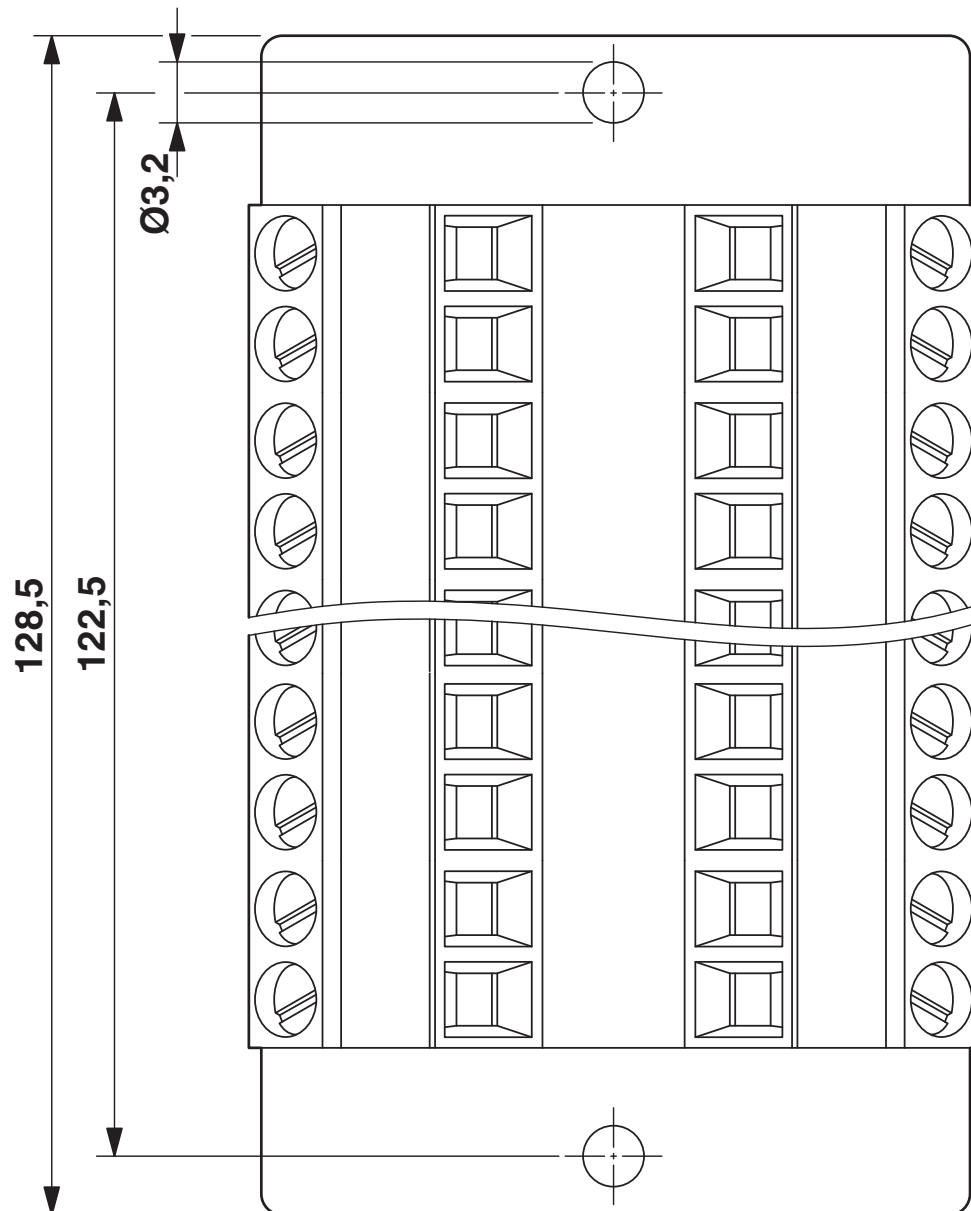
# DFLK-D37 SUB/S - Termination board

2280336

<https://www.phoenixcontact.com/us/products/2280336>



Dimensional drawing



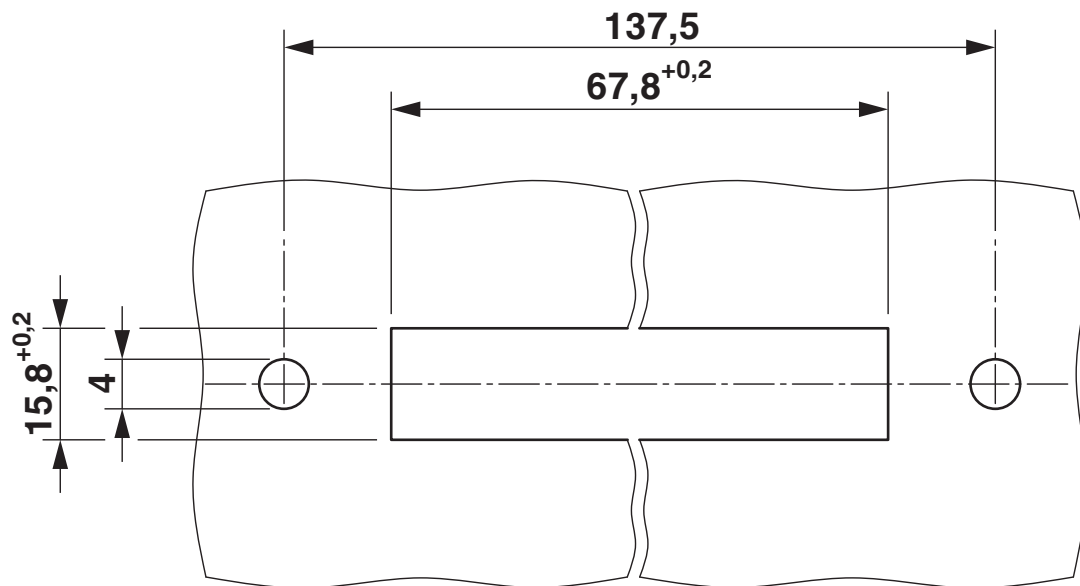
# DFLK-D37 SUB/S - Termination board

2280336

<https://www.phoenixcontact.com/us/products/2280336>



Dimensional drawing



# DFLK-D37 SUB/S - Termination board





2280336

<https://www.phoenixcontact.com/us/products/2280336>

## Approvals

To download certificates, visit the product detail page: <https://www.phoenixcontact.com/us/products/2280336>

 <b>cUL Recognized</b> Approval ID: FILE E 60425				
	Nominal voltage $U_N$	Nominal current $I_N$	Cross section AWG	Cross section $\text{mm}^2$
	125 V	2.5 A	30 - 12	-

 <b>UL Recognized</b> Approval ID: FILE E 60425				
	Nominal voltage $U_N$	Nominal current $I_N$	Cross section AWG	Cross section $\text{mm}^2$
	125 V	2.5 A	30 - 12	-

<b>cULus Recognized</b>				
-------------------------	--	--	--	--

# DFLK-D37 SUB/S - Termination board

2280336

<https://www.phoenixcontact.com/us/products/2280336>



## Classifications

### ECLASS

ECLASS-11.0	27141152
ECLASS-12.0	27141152
ECLASS-13.0	27141152

### ETIM

ETIM 9.0	EC002780
----------	----------

### UNSPSC

UNSPSC 21.0	39121400
-------------	----------



# DFLK-D37 SUB/S - Termination board



2280336

<https://www.phoenixcontact.com/us/products/2280336>

## Environmental product compliance

EU RoHS	
Fulfills EU RoHS substance requirements	Yes, No exemptions
China RoHS	
Environment friendly use period (EFUP)	EFUP-E
	No hazardous substances above the limits
EU REACH SVHC	
REACH candidate substance (CAS No.)	No substance above 0.1 wt%

Phoenix Contact 2025 © - all rights reserved  
<https://www.phoenixcontact.com>

Phoenix Contact USA  
586 Fulling Mill Road  
Middletown, PA 17057, United States  
(+717) 944-1300  
[info@phoenixcon.com](mailto:info@phoenixcon.com)