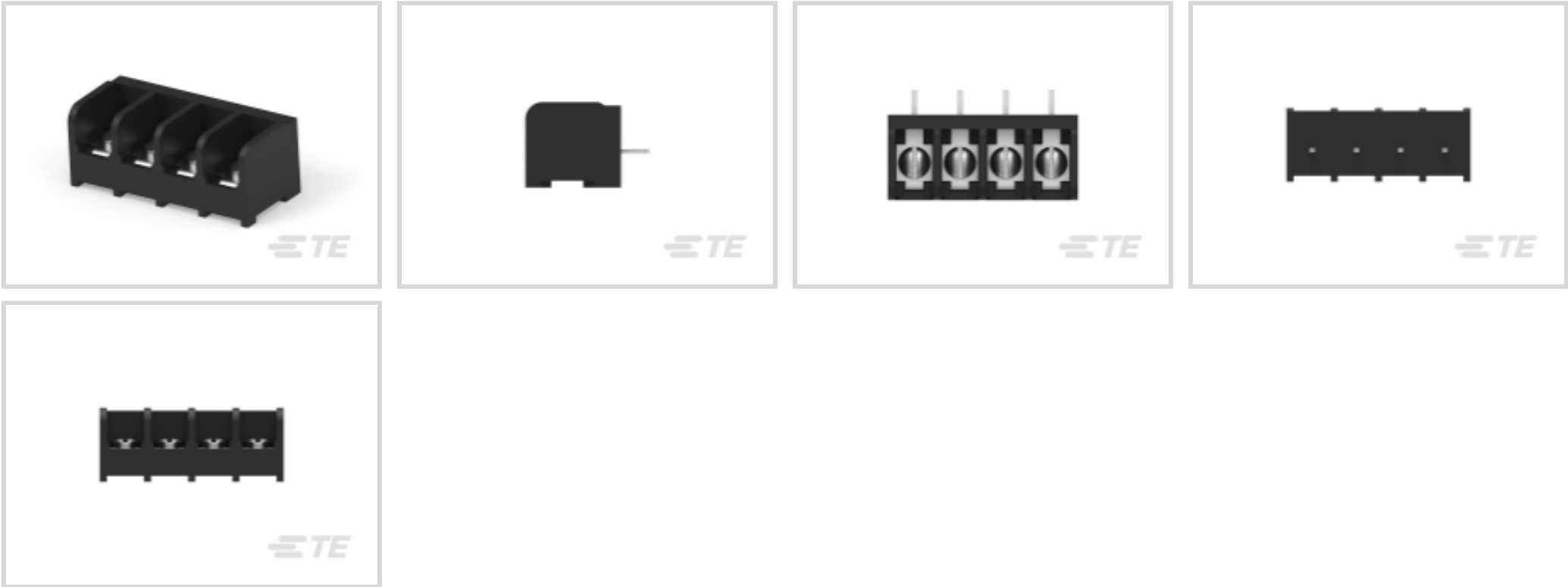




Connectors > Terminal Blocks & Strips > Barrier Strips



Number of Positions: 4

Barrier Strip Style: **Tri-Barrier**

Bottom Termination Type: **Printed Circuit Pin**

Connector System: **Wire-to-Board**

Centerline (Pitch): **9.53 mm [.375 in]**

Features

Industry Standards

UL Flammability Rating	UL 94V-0
------------------------	----------

Packaging Features

Packaging Method	Package
Packaging Quantity	180

Operation/Application

Circuit Application	Power
---------------------	-------

Mechanical Attachment

Top Termination Type	Wire Clamp Combo Head
Mounting Options	None
Screw Plating Material	Zinc Chromate
Screw Material	Steel
Thread Size	6-32
Screw Head Type	Combo Phil-Slot
Connector Mounting Type	Board Mount



Contact Features	
Contact Base Material	Copper Alloy
PCB Contact Termination Area Plating Material	Tin
Contact Current Rating (Max)	25 A
Dimensions	
Product Length	39.65 mm[1.561 in]
Wire Size	22 – 12 AWG
Housing Features	
Housing Material	Thermoplastic
Centerline (Pitch)	9.53 mm[.375 in]
Product Type Features	
Block Style	Flat Bottom
Connector System	Wire-to-Board
Connector & Contact Terminates To	Printed Circuit Board
Body Features	
Primary Product Color	Black
Product Orientation	Right Angle
Barrier Strip Style	Tri-Barrier
Configuration Features	
Number of Levels	1
Number of Positions	4
Number of Rows	1
Termination Features	
Bottom Termination Type	Printed Circuit Pin
Electrical Characteristics	
Operating Voltage	300 V
Usage Conditions	
Operating Temperature Range	0 – 105 °C[32 – 221 °F]
Other	
EU RoHS Compliance	Compliant
EU ELV Compliance	Compliant



Product Compliance

For compliance documentation, visit the product page on TE.com>

EU RoHS Directive 2011/65/EU	Compliant
EU ELV Directive 2000/53/EC	Compliant
China RoHS 2 Directive MIIT Order No 32, 2016	No Restricted Materials Above Threshold
EU REACH Regulation (EC) No. 1907/2006	Current ECHA Candidate List: JUNE 2024 (241) Candidate List Declared Against: JUNE 2024 (241) Does not contain REACH SVHC
Halogen Content	Low Halogen - Br, Cl, F, I < 900 ppm per homogenous material. Also BFR/CFR/PVC Free
Solder Process Capability	Wave solder capable to 265°C

Product Compliance Disclaimer

This information is provided based on reasonable inquiry of our suppliers and represents our current actual knowledge based on the information they provided. This information is subject to change. The part numbers that TE has identified as EU RoHS compliant have a maximum concentration of 0.1% by weight in homogenous materials for lead, hexavalent chromium, mercury, PBB, PBDE, DBP, BBP, DEHP, DIBP, and 0.01% for cadmium, or qualify for an exemption to these limits as defined in the Annexes of Directive 2011/65/EU (RoHS2). Finished electrical and electronic equipment products will be CE marked as required by Directive 2011/65/EU. Components may not be CE marked. Additionally, the part numbers that TE has identified as EU ELV compliant have a maximum concentration of 0.1% by weight in homogenous materials for lead, hexavalent chromium, and mercury, and 0.01% for cadmium, or qualify for an exemption to these limits as defined in the Annexes of Directive 2000/53/EC (ELV). Regarding the REACH Regulation, the information TE provides on SVHC in articles for this part number is based on the latest European Chemicals Agency (ECHA) ‘Guidance on requirements for substances in articles’ posted at this URL: <https://echa.europa.eu/guidance-documents/guidance-on-reach>

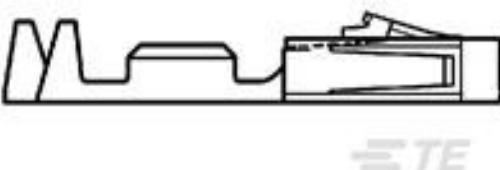
Also in the Series | Buchanan 6 Series

Barrier Strips(149)

Customers Also Bought



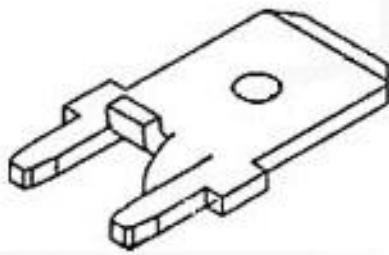
TE Part #3-640440-3  
03P MTA100 CONN ASSY 22AWG RED



TE Part #1-104481-2  
SHORT POINT RECP CONT LP



TE Part #350209-1  
02P CMNL HDR ASSY PC NATL



TE Part #1217861-1  
250 FASTON,PCB TAB,TCBR



TE Part #160927-4  
FF 250 REC 1.0-2.5MM2 TPPB



TE Part #8-1437657-0  
8PCV-04-006=#8 TRIBARRIER



TE Part #735075  
250 FASTON HSG. REC. 1P CLEAR



TE Part #2267080-1  
TMS6T1B1M1QE



TE Part #U5244-000005-005PG  
PRESS XDCR U5244-000005-005PG

TE Part #2001140-03

Documents

Product Drawings

6PCR-04-006=6PCR ASSEMBLY

English

CAD Files

Customer View Model

ENG\_CVM\_CVM\_7-1437651-7\_N.2d\_dxf.zip

English

3D PDF

3D

Customer View Model

ENG\_CVM\_CVM\_7-1437651-7\_N.3d\_igs.zip

English

Customer View Model

ENG\_CVM\_CVM\_7-1437651-7\_N.3d\_stp.zip

English

By downloading the CAD file I accept and agree to the [Terms and Conditions](#) of use.

Datasheets & Catalog Pages



1-1773458-2\_BARRIER\_STRIPS\_QUICK\_REFERENCE\_GUIDE

English