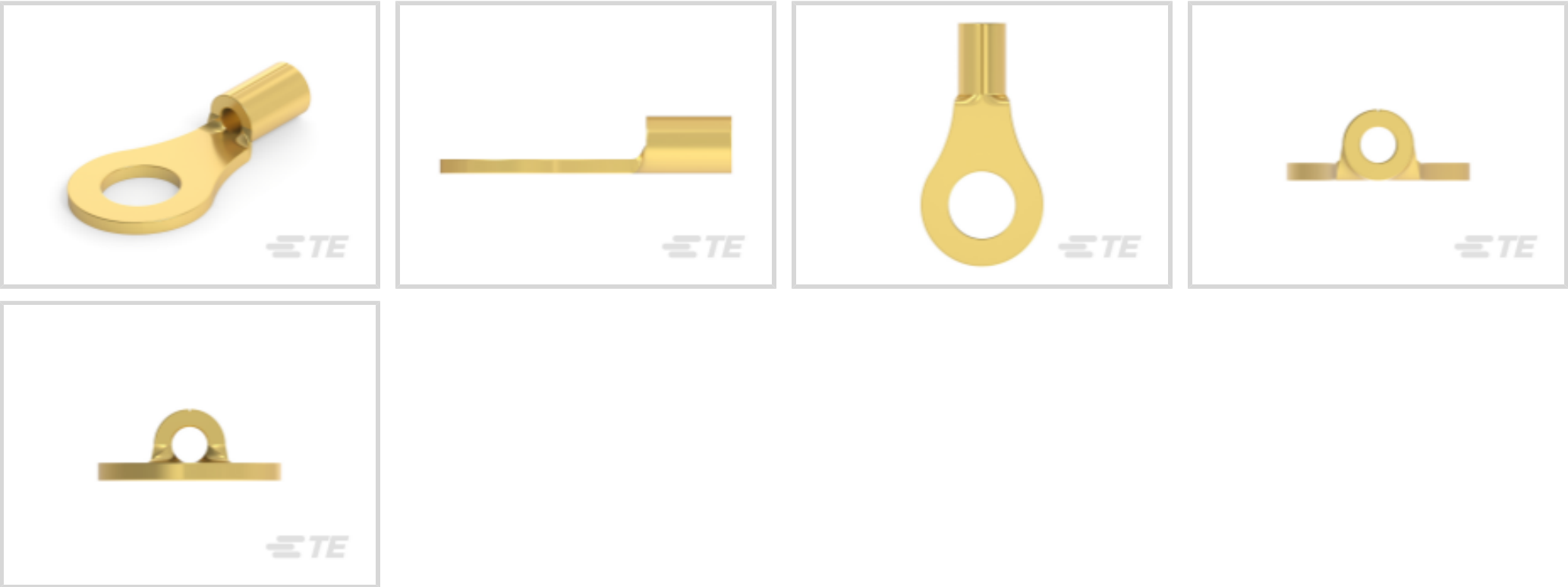




Terminals & Splices > Ring Terminals



Ring Terminal Product Type: Closed Ring Tongue Terminal

Wire Size: 509 – 3260 CMA

Stud Size: #8, M4

Features

Configuration Features

Number of Holes	1
-----------------	---

Body Features

Product Weight	.014 g
----------------	--------

Mechanical Attachment

Wire Insulation Support	Without
-------------------------	---------

Industry Standards

Government Qualified Terminal	No
-------------------------------	----

Packaging Features

Packaging Quantity	1000
Packaging Method	Loose Piece

Product Type Features

Ring Terminal Product Type	Closed Ring Tongue Terminal
Stud Size	#8, M4
Sealable	No
Wire Insulation Support Retention Type	Insulation Support



Contact Features

Barrel Type	Closed
Terminal Orientation	Straight
Terminal Plating Material	Unplated

Dimensions

Wire Size	509 – 3260 CMA
Stud Diameter	4.34 mm [.171 in]
Tongue Thickness	.79 mm [.031 in]
Product Length	15.77 mm [.621 in]
Barrel Inside Diameter	1.55 mm [.061 in]

Usage Conditions

Insulation Option	Uninsulated
-------------------	-------------

Operation/Application

Compatible With Wire Base Material	Copper
Compatible With Wire Plating Material	Tin

Other

EU RoHS Compliance	Compliant
EU ELV Compliance	Compliant

Product Compliance

For compliance documentation, visit the product page on TE.com>

EU RoHS Directive 2011/65/EU	Compliant
EU ELV Directive 2000/53/EC	Compliant
China RoHS 2 Directive MIIT Order No 32, 2016	No Restricted Materials Above Threshold
EU REACH Regulation (EC) No. 1907/2006	Current ECHA Candidate List: JUNE 2024 (241) Candidate List Declared Against: JUNE 2024 (241) Does not contain REACH SVHC
Halogen Content	Low Halogen - Br, Cl, F, I < 900 ppm per homogenous material. Also BFR/CFR/PVC Free
Solder Process Capability	Not applicable for solder process capability

Product Compliance Disclaimer




This information is provided based on reasonable inquiry of our suppliers and represents our current actual knowledge based on the information they provided. This information is subject to change. The part numbers that TE has identified as EU RoHS compliant have a maximum concentration of 0.1% by weight in homogenous materials for lead, hexavalent chromium, mercury, PBB, PBDE, DBP, BBP, DEHP, DIBP, and 0.01% for cadmium, or qualify for an exemption to these limits as defined in the Annexes of Directive 2011/65/EU (RoHS2). Finished electrical and electronic equipment products will be CE marked as required by Directive 2011/65/EU. Components may not be CE marked. Additionally, the part numbers that TE has identified as EU ELV compliant have a maximum concentration of 0.1% by weight in homogenous materials for lead, hexavalent chromium, and mercury, and 0.01% for cadmium, or qualify for an exemption to these limits as defined in the Annexes of Directive 2000/53/EC (ELV). Regarding the REACH Regulation, the information TE provides on SVHC in articles for this part number is based on the latest European Chemicals Agency (ECHA) 'Guidance on requirements for substances in articles' posted at this URL: <https://echa.europa.eu/guidance-documents/guidance-on-reach>

Compatible Parts




TE Part # 46447  
DAHT STRATO 22-10 ASSY


Customers Also Bought




TE Part #292253-2  
CT CONN MT HDR ASSY H 2P NAT



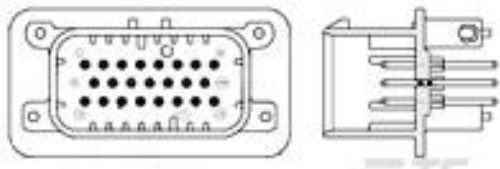
TE Part #CAT-R21-731072  
Bulbous Heat Shrink Boots: Lipped, Straight




TE Part #5747958-1  
KIT, PLUG, 37P, HDP-20, SHLD ENCLS




TE Part #2-322873-5  
DG 22-16 HT ALUMEL R 6




TE Part #776228-1  
23POS, PIN DIA 1.3, HDR ASSY, 180DEG, COD 1



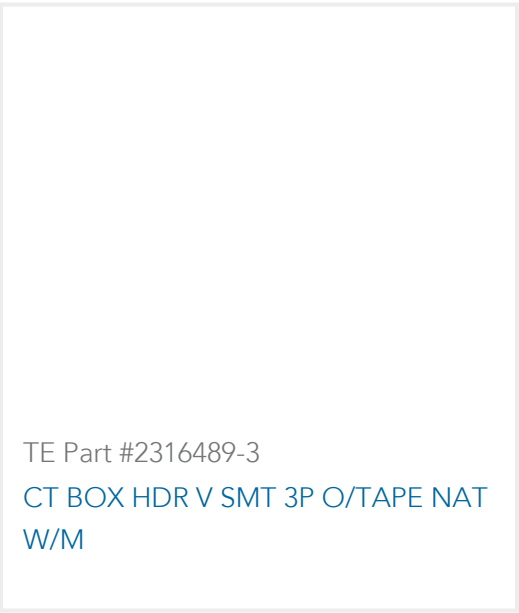
TE Part #EH2289-000  
DWFR-6/2-0-STK



TE Part #1-321898-0  
DG 22-16 HT ALUMEL R 10



TE Part #2-322870-2  
STRATO-THERM, HR 2 5/16 NIPL



Documents

Product Drawings

SOLIS R 22-16 COMM 22-18 MIL 8

English

CAD Files

3D PDF

3D

Customer View Model

ENG\_CVM\_CVM\_2-321895-2\_AA.2d\_dxf.zip

English

Customer View Model

ENG\_CVM\_CVM\_2-321895-2\_AA.3d\_igs.zip

English

Customer View Model

ENG\_CVM\_CVM\_2-321895-2\_AA.3d\_stp.zip

English

By downloading the CAD file I accept and agree to the [Terms and Conditions](#) of use.

Product Specifications

Application Specification

English