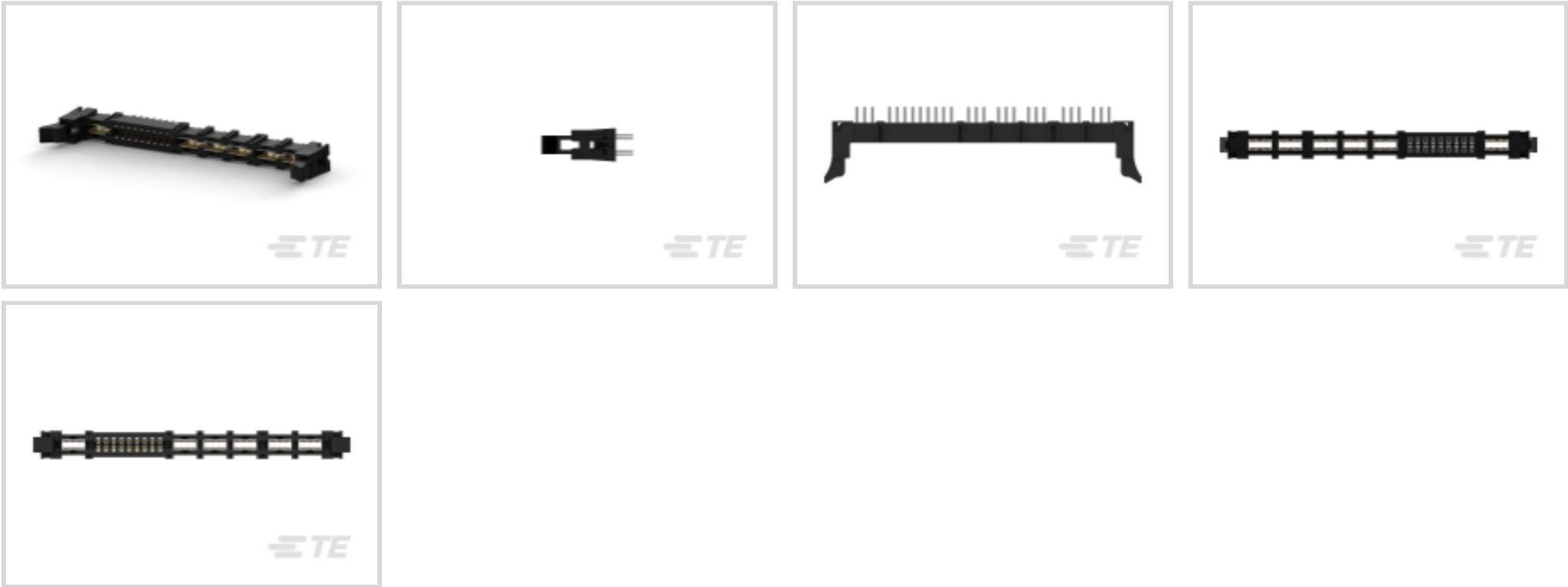




Connectors > PCB Connectors > Card Edge Connectors > Card Edge Power Connectors



Connector System: **Board-to-Board**

Number of Positions: **30**

Centerline (Pitch): **2.5 mm [.098 in]**

Contact Current Rating (Max): **25 A**

Circuit Application: **Power & Signal**

Features

Industry Standards

Compatible With Agency/Standards Products	UL, CSA
UL Flammability Rating	UL 94V-0
Compatible With Approved Standards Products	CSA 1935071, UL 1977

Body Features

Primary Product Color	Black
-----------------------	-------

Mechanical Attachment

Connector Mounting Type	Board Mount
Mating Retention Type	Latch
PCB Mount Retention	Without
Mating Retention	With
Mating Alignment Type	Blindmate, Keyed
Mating Alignment	With
PCB Mount Alignment	With

Packaging Features



Packaging Quantity	32
Packaging Method	Tray, Box & Tray

Termination Features

Termination Post & Tail Length	4.5 mm[.177 in]
Termination Method to PCB	Through Hole - Solder

Dimensions

Card Slot Depth	6 mm[.236 in]
Row-to-Row Spacing	3.33 mm
Accepts Card Thickness	1.57 mm[.062 in]
Accepts Card Width	93.34 mm[3.67 in]
PCB Thickness (Recommended)	1.57 – 3.18 mm[.062 – .125 in]
Connector Height	20 mm[.787 in]
Power Contact Centerline	9.7 mm[.381 in]

Contact Features

PCB Contact Termination Area Plating Material Finish	Matte
Contact Mating Area Plating Material Thickness	.76 µm[29.92 µin]
PCB Contact Termination Area Plating Material Thickness	3.05 µm[120 µin]
Contact Layout	Staggered
Contact Base Material	Copper Alloy
PCB Contact Termination Area Plating Material	Tin
Contact Type	Socket
Contact Current Rating (Max)	25 A
Contact Mating Area Plating Material	Gold

Housing Features

Housing Material	Thermoplastic
Centerline (Pitch)	2.5 mm[.098 in]

Configuration Features

PCB Mount Orientation	Vertical
Number of Positions	30
Number of Power Positions	12
Number of Signal Positions	18
Number of Dual Positions	6



Product Type Features

Connector & Contact Terminates To	Printed Circuit Board
Connector Mates With	Mates with Plug
Connector & Housing Type	Receptacle
Connector System	Board-to-Board

Electrical Characteristics

Operating Voltage	250 V
-------------------	-------

Usage Conditions

Operating Temperature Range	-55 – 105 °C[-67 – 221 °F]
-----------------------------	----------------------------

Operation/Application

Circuit Application	Power & Signal
---------------------	----------------

Other

EU RoHS Compliance	Compliant
EU ELV Compliance	Compliant

Product Compliance

For compliance documentation, visit the product page on TE.com>

EU RoHS Directive 2011/65/EU	Compliant
EU ELV Directive 2000/53/EC	Compliant
China RoHS 2 Directive MIIT Order No 32, 2016	No Restricted Materials Above Threshold
EU REACH Regulation (EC) No. 1907/2006	Current ECHA Candidate List: JUNE 2024 (241) Candidate List Declared Against: JUNE 2024 (241) Does not contain REACH SVHC
Halogen Content	Not Low Halogen - contains Br or Cl > 900 ppm.
Solder Process Capability	Wave solder capable to 265°C

Product Compliance Disclaimer

This information is provided based on reasonable inquiry of our suppliers and represents our current actual knowledge based on the information they provided. This information is subject to change. The part numbers that TE has identified as EU RoHS compliant have a maximum concentration of 0.1% by weight in homogenous materials for lead, hexavalent chromium, mercury, PBB, PBDE, DBP, BBP, DEHP, DIBP, and 0.01% for cadmium, or qualify for an exemption to these limits as defined in the Annexes of Directive 2011/65/EU (RoHS2). Finished electrical and electronic equipment products will be CE marked as required by Directive 2011/65/EU. Components may not be CE marked. Additionally, the part numbers that TE has identified as EU ELV compliant have a maximum concentration of 0.1% by weight in homogenous materials for lead, hexavalent chromium, and mercury, and 0.01% for cadmium, or qualify for an exemption to these limits as defined in the Annexes of Directive 2000/53/EC (ELV). Regarding the REACH Regulation, the information TE provides




on SVHC in articles for this part number is based on the latest European Chemicals Agency (ECHA) ‘Guidance on requirements for substances in articles’ posted at this URL: <https://echa.europa.eu/guidance-documents/guidance-on-reach>

Compatible Parts




TE Part # 2343428-1
HD+ CE, RA, CRPS


Also in the Series | CROWN EDGE




Card Edge Power Connectors(30)



Connector Contacts(1)




Power Contacts(1)




Standard Edge Connectors(2)


Customers Also Bought



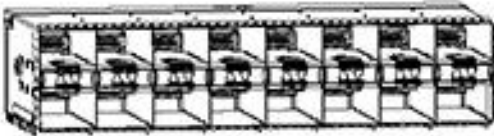
TE Part #415001-2
LOCKWASHER




TE Part #6600330-4
MBXL VERT HDR 1P+24S+1P



TE Part #5-147382-1
10 50/50 HDR SMT.320 W/HD SN



TE Part #2198346-7
zSFP+ STACKED 2X8 RECEPTACLE ASSEMBLY

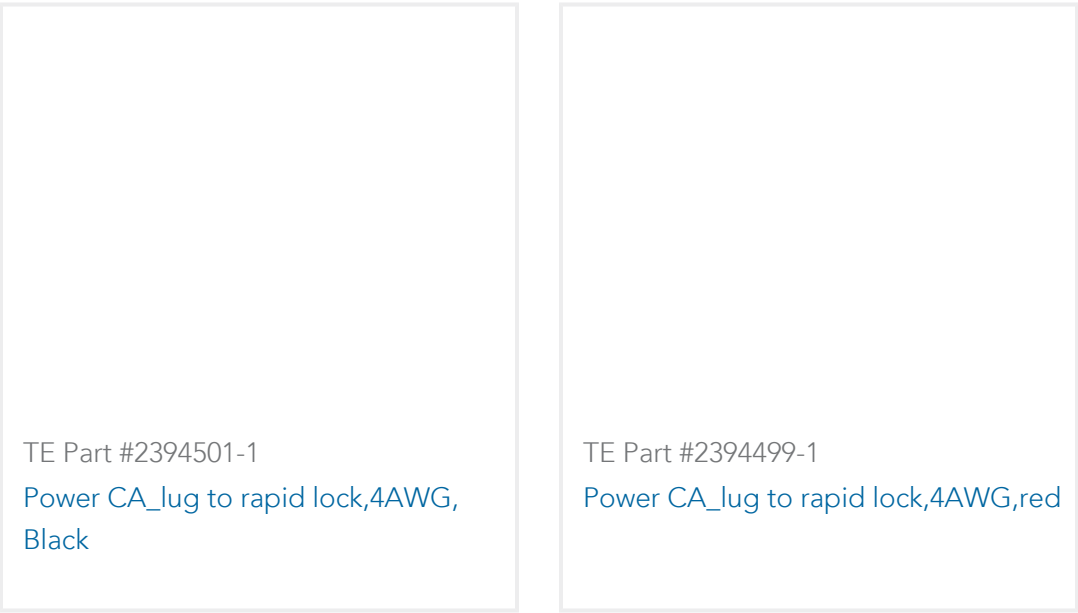


TE Part #1-1123309-4
DYNAMIC D-5 HDR H ASSY 4P XX Ag

TE Part #1892500-1
MBXLE R/A RCPT 2P+24S+2P solder

TE Part #2291579-5
ZSFP+ 1X1 ,PCI, PF, W/O GASKET, SMT PACK

TE Part #2355673-1
CA,INLET TO FLAG FAST



Documents

Product Drawings

283-0172-01303=CONN,SKT,CRNEDG

English

CAD Files

3D PDF

3D

Customer View Model

ENG_CVM_CVM_1651826-1_C.2d_dxf.zip

English

Customer View Model

ENG_CVM_CVM_1651826-1_C.3d_igs.zip

English

Customer View Model

ENG_CVM_CVM_1651826-1_C.3d_stp.zip

English

By downloading the CAD file I accept and agree to the [Terms and Conditions](#) of use.

Datasheets & Catalog Pages

POWER_CONNECTORS_CATALOG_SEC04_VRM

English

Product Specifications

Application Specification

English