



Z-PACK | Z-PACK 2mm HM

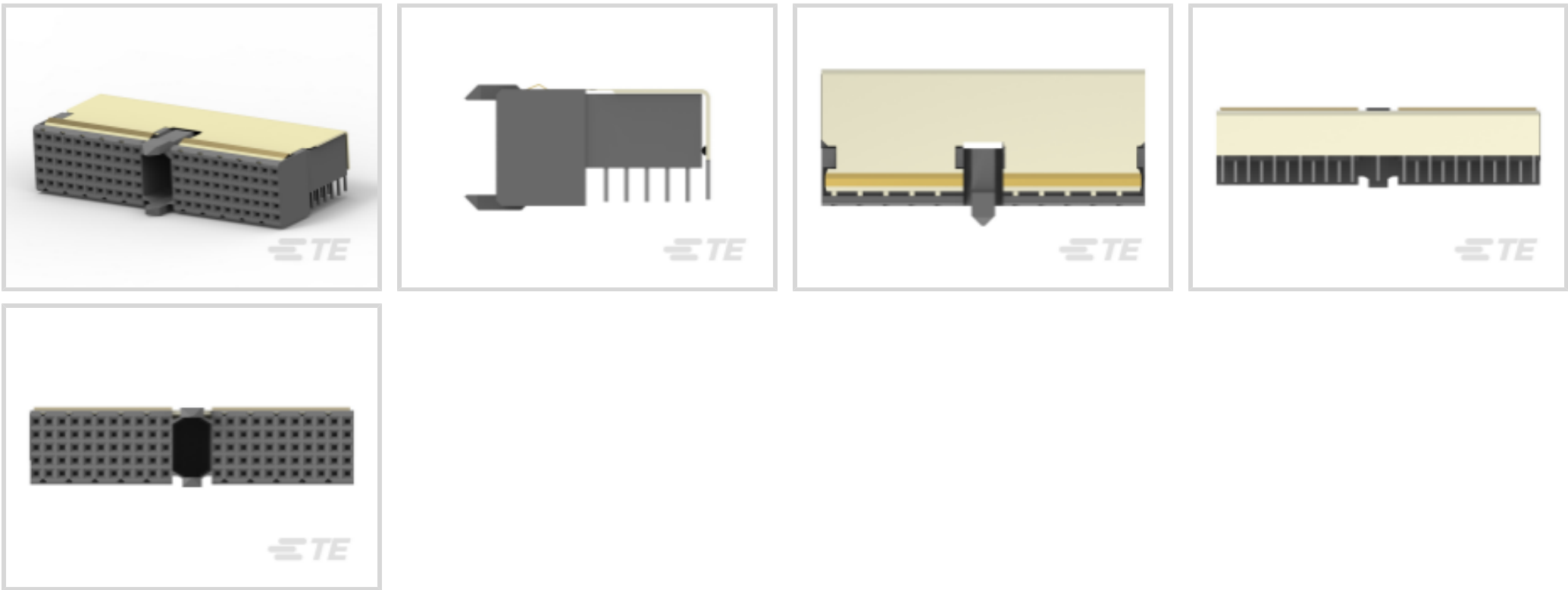
TE Internal #: 3-352068-0

Hard Metric Backplane PCB Mount Receptacle, 1 Gb/s, 25 Column,
5 Row, Traditional Backplane, 110 Position, 2 mm [.07 in]
Centerline, Z-PACK 2mm HM

[View on TE.com >](#)

Connectors > PCB Connectors > Backplane Connectors > Hard Metric Backplane Connectors >

Hard Metric Backplane Receptacle Connector: Mezzanine, 2mm



PCB Connector Assembly Type: **PCB Mount Receptacle**

Data Rate: **1 Gb/s**

Number of Columns: **25**

Number of Rows: **5**

Backplane Architecture: **Traditional Backplane**

[All Hard Metric Backplane Receptacle Connector: Mezzanine, 2mm \(27\)](#)

Features

Mechanical Attachment

Connector Mounting Type	Board Mount
-------------------------	-------------

Contact Features

CompactPCI Designation	None
Contact Type	Socket
Contact Mating Area Plating Material	Gold
Contact Mating Area Plating Material Thickness	.76 µm[30 µin]
Contact Current Rating (Max)	1.5 A

Product Type Features

Connector & Contact Terminates To	Printed Circuit Board
Connector System	Board-to-Board
PCB Connector Assembly Type	PCB Mount Receptacle
Sealable	No



Signal Characteristics

Data Rate	1 Gb/s
-----------	--------

Configuration Features

Number of Columns	25
Number of Rows	5
Backplane Architecture	Traditional Backplane
Number of Positions	110
PCB Mount Orientation	Right Angle

Body Features

Primary Product Color	Gray
-----------------------	------

Housing Features

Centerline (Pitch)	2 mm[.07 in]
--------------------	--------------

Usage Conditions

Operating Temperature Range	-55 – 125 °C[-67 – 257 °F]
-----------------------------	----------------------------

Operation/Application

Circuit Application	Signal
---------------------	--------

Packaging Features

Packaging Method	Tube
------------------	------

Other

EU RoHS Compliance	Not Compliant
EU ELV Compliance	Compliant with Exemptions

Product Compliance

For compliance documentation, visit the product page on TE.com>

EU RoHS Directive 2011/65/EU	Not Compliant
EU ELV Directive 2000/53/EC	Compliant with Exemptions
China RoHS 2 Directive MIIT Order No 32, 2016	Restricted Materials Above Threshold
EU REACH Regulation (EC) No. 1907/2006	Current ECHA Candidate List: JUNE 2024 (241) Candidate List Declared Against: JUNE 2024 (241) SVHC > Threshold: Pb (13% in Component Part) <small>Article Safe Usage Statements:</small>



Do not eat, drink or smoke when using this product. Wash thoroughly after handling. Recycle if possible and dispose of the article by following all applicable governmental regulations relevant to your geographic location.

Halogen Content	Not Low Halogen - contains Br or Cl > 900 ppm.
Solder Process Capability	Not applicable for solder process capability

Product Compliance Disclaimer


This information is provided based on reasonable inquiry of our suppliers and represents our current actual knowledge based on the information they provided. This information is subject to change. The part numbers that TE has identified as EU RoHS compliant have a maximum concentration of 0.1% by weight in homogenous materials for lead, hexavalent chromium, mercury, PBB, PBDE, DBP, BBP, DEHP, DIBP, and 0.01% for cadmium, or qualify for an exemption to these limits as defined in the Annexes of Directive 2011/65/EU (RoHS2). Finished electrical and electronic equipment products will be CE marked as required by Directive 2011/65/EU. Components may not be CE marked. Additionally, the part numbers that TE has identified as EU ELV compliant have a maximum concentration of 0.1% by weight in homogenous materials for lead, hexavalent chromium, and mercury, and 0.01% for cadmium, or qualify for an exemption to these limits as defined in the Annexes of Directive 2000/53/EC (ELV). Regarding the REACH Regulation, the information TE provides on SVHC in articles for this part number is based on the latest European Chemicals Agency (ECHA) 'Guidance on requirements for substances in articles' posted at this URL: <https://echa.europa.eu/guidance-documents/guidance-on-reach>

Compatible Parts




TE Part # 5100668-1
[Z-PACK M.ASSY.154P.](#)


Also in the Series | Z-PACK 2mm HM




Backplane Connector Housings(4)



Backplane Power Connectors(1)




Connector Caps & Covers(62)



Connector Contacts(2)



Insertion & Extraction Tools(2)



PCB Headers & Receptacles(46)




Power Contacts(2)

Customers Also Bought




TE Part #534974-3
72 MODII HORZ 2PC 3R CE 100CL



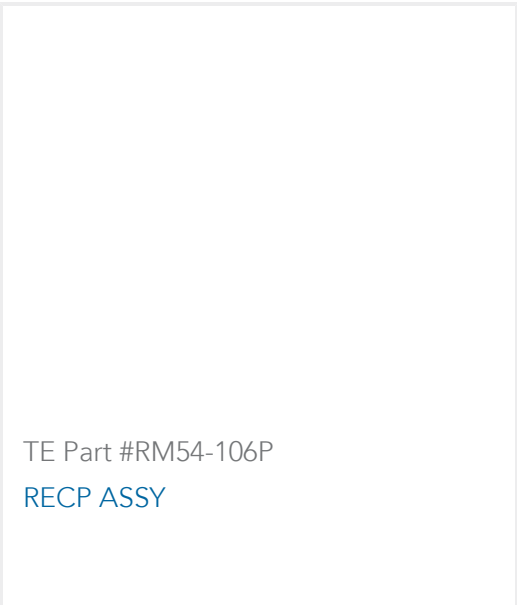
TE Part #1-102692-9
86 MODII 2PC HDR DR SHRD



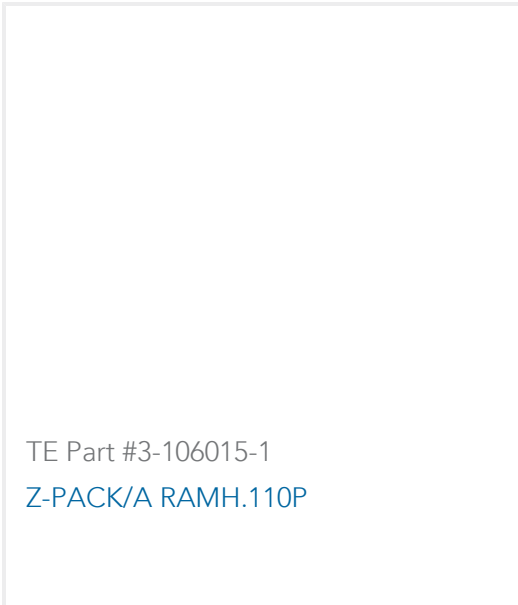
TE Part #YDTS20F17-35ABV001
RECP ASSY



TE Part #2-87879-0
25 MODIV VRT SR OE 100/115



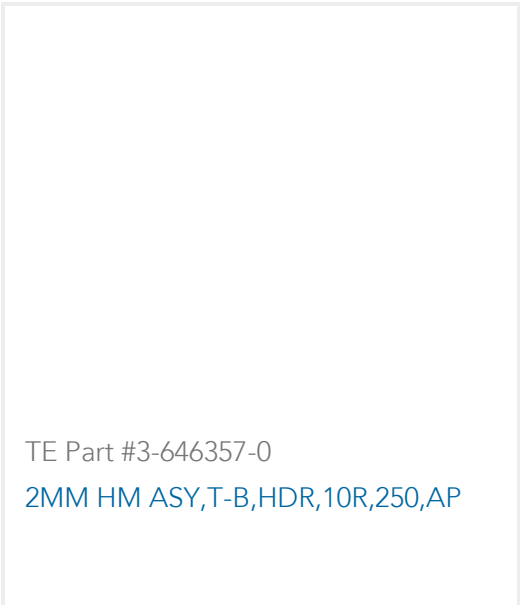
TE Part #RM54-106P
RECP ASSY



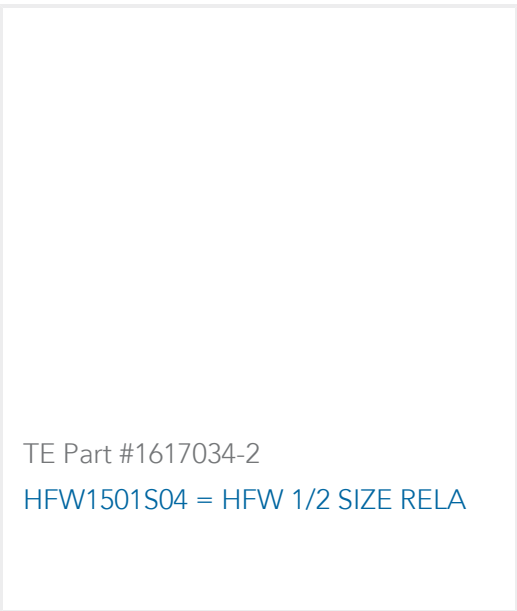
TE Part #3-106015-1
Z-PACK/A RAMH.110P



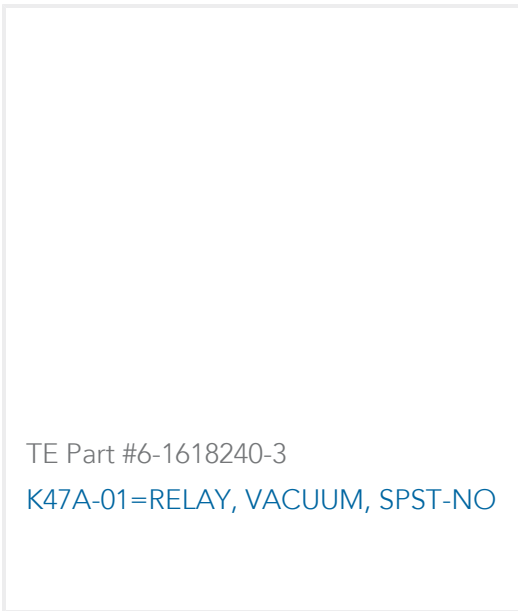
TE Part #3-646492-0
2MM HM,ASY,T-F,REC,TT/PRE-SHLD



TE Part #3-646357-0
2MM HM ASY,T-B,HDR,10R,250,AP



TE Part #1617034-2
HFW1501S04 = HFW 1/2 SIZE RELA



TE Part #6-1618240-3
K47A-01=RELAY, VACUUM, SPST-NO

Documents

Product Drawings
Z-PACK/A F-HDR 110P

English

CAD Files
Customer View Model
ENG_CVM_CVM_3-352068-0_F.2d_dxf.zip

English

3D PDF



3D

Customer View Model

[ENG_CVM_CVM_3-352068-0_F.3d_igs.zip](#)

English

Customer View Model

[ENG_CVM_CVM_3-352068-0_F.3d_stp.zip](#)

English

By downloading the CAD file I accept and agree to the [Terms and Conditions](#) of use.

Product Specifications

[Product Specification](#)

English