



Connectors > Power Connectors > Backplane Power Connectors



Number of Positions: 7

PCB Connector Assembly Type: **PCB Mount Header**

Connector System: **Board-to-Board**

PCB Mount Orientation: **Right Angle**

Backplane Architecture: **Traditional Backplane**

Features

Housing Features

Housing Color	Black
Housing Material	Thermoplastic

Industry Standards

UL Flammability Rating	UL 94V-0
------------------------	----------

Mechanical Attachment

Mating Alignment Type	Guide Hardware
-----------------------	----------------

Contact Features

Contact Underplating Material	Nickel
Contact Mating Area Plating Material Thickness	1.27 µm[50 µin]
PCB Contact Termination Area Plating Material Thickness	.127 µm[5 µin]
Contact Mating Area Plating Material	Gold over Nickel
Contact Base Material	Copper Alloy
PCB Contact Termination Area Plating Material	Gold
Contact Type	Socket
Contact Current Rating (Max)	75 A

Product Type Features

Connector & Housing Type	Receptacle
PCB Connector Assembly Type	PCB Mount Header



Connector System	Board-to-Board
Connector & Contact Terminates To	Printed Circuit Board

Configuration Features

Number of Columns	7
Number of Signal Positions	0
Number of Power Positions	7
Number of Positions	7
PCB Mount Orientation	Right Angle
Backplane Architecture	Traditional Backplane
Stackable	No

Electrical Characteristics

Operating Voltage	300 VDC
-------------------	---------

Termination Features

Termination Method to PCB	Through Hole - Press-Fit
---------------------------	--------------------------

Usage Conditions

Operating Temperature Range	-40 – 125 °C[-40 – 257 °F]
-----------------------------	----------------------------

Operation/Application

Circuit Application	Power
---------------------	-------

Other

EU RoHS Compliance	Compliant
EU ELV Compliance	Compliant

Product Compliance

For compliance documentation, visit the product page on TE.com>

EU RoHS Directive 2011/65/EU	Compliant
EU ELV Directive 2000/53/EC	Compliant
China RoHS 2 Directive MIIT Order No 32, 2016	No Restricted Materials Above Threshold
EU REACH Regulation (EC) No. 1907/2006	Current ECHA Candidate List: JUNE 2024 (241) Candidate List Declared Against: JAN 2024 (240) Does not contain REACH SVHC
Halogen Content	Low Halogen - Br, Cl, F, I < 900 ppm per homogenous material. Also BFR/CFR/PVC



Free

Solder Process Capability

Not applicable for solder process capability

Product Compliance Disclaimer

This information is provided based on reasonable inquiry of our suppliers and represents our current actual knowledge based on the information they provided. This information is subject to change. The part numbers that TE has identified as EU RoHS compliant have a maximum concentration of 0.1% by weight in homogenous materials for lead, hexavalent chromium, mercury, PBB, PBDE, DBP, BBP, DEHP, DIBP, and 0.01% for cadmium, or qualify for an exemption to these limits as defined in the Annexes of Directive 2011/65/EU (RoHS2). Finished electrical and electronic equipment products will be CE marked as required by Directive 2011/65/EU. Components may not be CE marked. Additionally, the part numbers that TE has identified as EU ELV compliant have a maximum concentration of 0.1% by weight in homogenous materials for lead, hexavalent chromium, and mercury, and 0.01% for cadmium, or qualify for an exemption to these limits as defined in the Annexes of Directive 2000/53/EC (ELV). Regarding the REACH Regulation, the information TE provides on SVHC in articles for this part number is based on the latest European Chemicals Agency (ECHA) ‘Guidance on requirements for substances in articles’ posted at this URL: <https://echa.europa.eu/guidance-documents/guidance-on-reach>

Compatible Parts







TE Part # 2314581-1

[VERT RECPT, MULTI-BEAM XLE, VITA 62](#)


Customers Also Bought






TE Part #7-1879208-3


[CPF 0402 10K 0.1% 25PPM 1K RL](#)






TE Part #3-1879215-9


[CPF 0402 10K5 0.1% 25PPM 1K RL](#)






TE Part #7-1879208-5


[CPF 0402 12K 0.1% 25PPM 1K RL](#)






TE Part #6-1879214-5


[CPF 0402 1K69 0.1% 25PPM 1K RL](#)






TE Part #8-1879208-1


[CPF 0402 22K 0.1% 25PPM 1K RL](#)






TE Part #5-1879208-6


[CPF 0402 2K0 0.1% 25PPM 1K RL](#)






TE Part #8-1879215-8

[CPF 0402 37K4 0.1% 25PPM 1K RL](#)





TE Part #8-1879215-9

[CPF 0402 38K3 0.1% 25PPM 1K RL](#)



Documents

Product Drawings

R/A HEADER, MULTI-BEAM XLE, VITA 62

English

CAD Files

3D PDF

3D

Customer View Model

ENG_CVM_CVM_2314577-1_A.2d_dxf.zip

English

Customer View Model

ENG_CVM_CVM_2314577-1_A.3d_igs.zip

English

Customer View Model

ENG_CVM_CVM_2314577-1_A.3d_stp.zip

English

By downloading the CAD file I accept and agree to the [Terms and Conditions](#) of use.

Datasheets & Catalog Pages

SOSA Aligned Interconnect Solutions

English