

# SH-8EPS48A8LB1S - Cable connector



1621538

<https://www.phoenixcontact.com/us/products/1621538>

Please be informed that the data shown in this PDF document is generated from our online catalog. Please find the complete data in the user documentation. Our general terms of use for downloads are valid.



M23, Cable connector, series: SH, straight long, shielded: yes, SPEEDCON, No. of pos.: 8+4+PE, contact connection type: Pin, Crimp connection, cable diameter range: 15 mm ... 18 mm, coding: N, Alternative product in accordance with RoHS II without Exemption 6c (Pb < 0.1 %) item no.: 1244434

## Your advantages

- All housing can be fitted with pin or socket contacts
- A total of eight contacts are available for signal transmission
- Reduced connection time with optional SPEEDCON fast locking system
- Safe use in the field, thanks to high degree of protection
- Consistent EMC protection for reliable connection solutions in the industrial environment

## Commercial data

Item number	1621538
Packing unit	1 pc
Minimum order quantity	1 pc
Sales key	AB33
Product key	ABRCDB
Catalog page	Page 118 (C-2-2019)
GTIN	4046356936613
Weight per piece (including packing)	135.8 g
Weight per piece (excluding packing)	119.073 g
Customs tariff number	85366990
Country of origin	DE

# SH-8EPS48A8LB1S - Cable connector



1621538

<https://www.phoenixcontact.com/us/products/1621538>

## Technical data

### Notes

Order information:	Crimp contacts, 8 x Ø 1 mm, 5 x Ø 2 mm, order separately
Safety note	
Safety note	<p>WARNING: The connectors may not be plugged in or disconnected under load. Ignoring the warning or improper use may damage persons and/or property.</p> <ul style="list-style-type: none"><li>• WARNING: Commission properly functioning products only. The products must be regularly inspected for damage. Decommission defective products immediately. Replace damaged products. Repairs are not possible.</li><li>• WARNING: Only electrically qualified personnel may install and operate the product. They must observe the following safety notes. The qualified personnel must be familiar with the basics of electrical engineering. They must be able to recognize and prevent danger. The relevant symbol on the packaging indicates that only personnel familiar with electrical engineering are allowed to install and operate the product.</li><li>• The products are suitable for applications in plant, controller, and electrical device engineering.</li><li>• When operating the connectors in outdoor applications, they must be separately protected against environmental influences.</li><li>• Assembled products may not be manipulated or improperly opened.</li><li>• Only use mating connectors that are specified in the technical data of the standards listed (e.g. the ones listed in the product accessories online at <a href="https://www.phoenixcontact.com/products">phoenixcontact.com/products</a>).</li><li>• When using the product in direct connection with third-party manufacturers, the user is responsible.</li><li>• For operating voltages &gt; 50 V AC, conductive connector housings must be grounded</li><li>• Ensure that the protective or functional ground has been properly connected.</li><li>• VDE 0100/1.97 § 411.1.3.2 and DIN EN 60 204/11.98 § 14.1.3 are applicable when combining several circuits in a cable and/or connector</li><li>• Only use tools recommended by Phoenix Contact</li><li>• The installation notes/Design In documents online on the download page at <a href="https://www.phoenixcontact.com/products">phoenixcontact.com/products</a> must be observed for this product.</li><li>• Operate the connector only when it is fully plugged in and interlocked.</li><li>• Ensure that when laying the cable, the tensile load on the connectors does not exceed the upper limit specified in the standards.</li><li>• Observe the minimum bending radius of the cable. Lay the cable without twisting it.</li><li>• The connector warms up in normal operation. Depending on the ambient conditions, the surface of the connector can continue to warm up. In this case, the user is responsible for posting</li></ul>

# SH-8EPS48A8LB1S - Cable connector



1621538

<https://www.phoenixcontact.com/us/products/1621538>

warnings (e.g. DIN EN ISO 13732-1:2008-12).

## Product properties

Product type	Circular connector (cable-side)
--------------	---------------------------------

## Connector

### Insulating body

Note	Order information: Crimp contacts, 8 x Ø 1 mm, 5 x Ø 2 mm, order separately
Protection against electric shock	IEC 61984 and VDE 0623
Coding	N
Insulation body material	PA 6.6
Insertion/withdrawal cycles	100
Connection method	Crimp connection
Contact switching type	Pin
Application	Hybrid
Number of positions	13
Connection profile	8+4+PE
Contact diameter <b>Power contacts</b>	2 mm
Litz wire cross-section <b>Power contacts</b> min.	0.25 mm <sup>2</sup>
Litz wire cross-section <b>Power contacts</b> max.	4 mm <sup>2</sup>
Rated current <b>Power contacts</b>	30 A
Rated surge voltage	6 kV
Rated voltage (II/3) power contact	850 V DC
Rated voltage (III/3) power contact	630 V AC
Contact diameter <b>Signal contacts</b>	1 mm
Litz wire cross-section <b>Signal contacts</b> min.	0.06 mm <sup>2</sup>
Litz wire cross-section <b>Signal contacts</b> max.	1 mm <sup>2</sup>
Nominal current per signal contact	8 A
Note	for max. connection cross section
Rated surge voltage	1.5 kV
Rated voltage (III/3) signal contact	50 V
Installation height	2000 m

### Housing

Notes on operation	The suitability for assembly must be checked when fully assigned with maximum wire cross sections.
Housing material	Metal
Type of locking	SPEEDCON Knurl tightening torque >1 Nm
Pg screw connection	none IP67

# SH-8EPS48A8LB1S - Cable connector



1621538

<https://www.phoenixcontact.com/us/products/1621538>

Degree of protection (plugged in)	IP68
	IP69K
Thread type	M23

## Seal

External cable diameter	15 mm ... 18 mm
-------------------------	-----------------

## Environmental and real-life conditions

### Ambient conditions

Ambient temperature (operation)	-40 °C ... 115 °C (see derating curve)
Ambient temperature (storage/transport)	15 °C ... 25 °C
Permissible humidity (storage/transport)	50 % ... 65 %

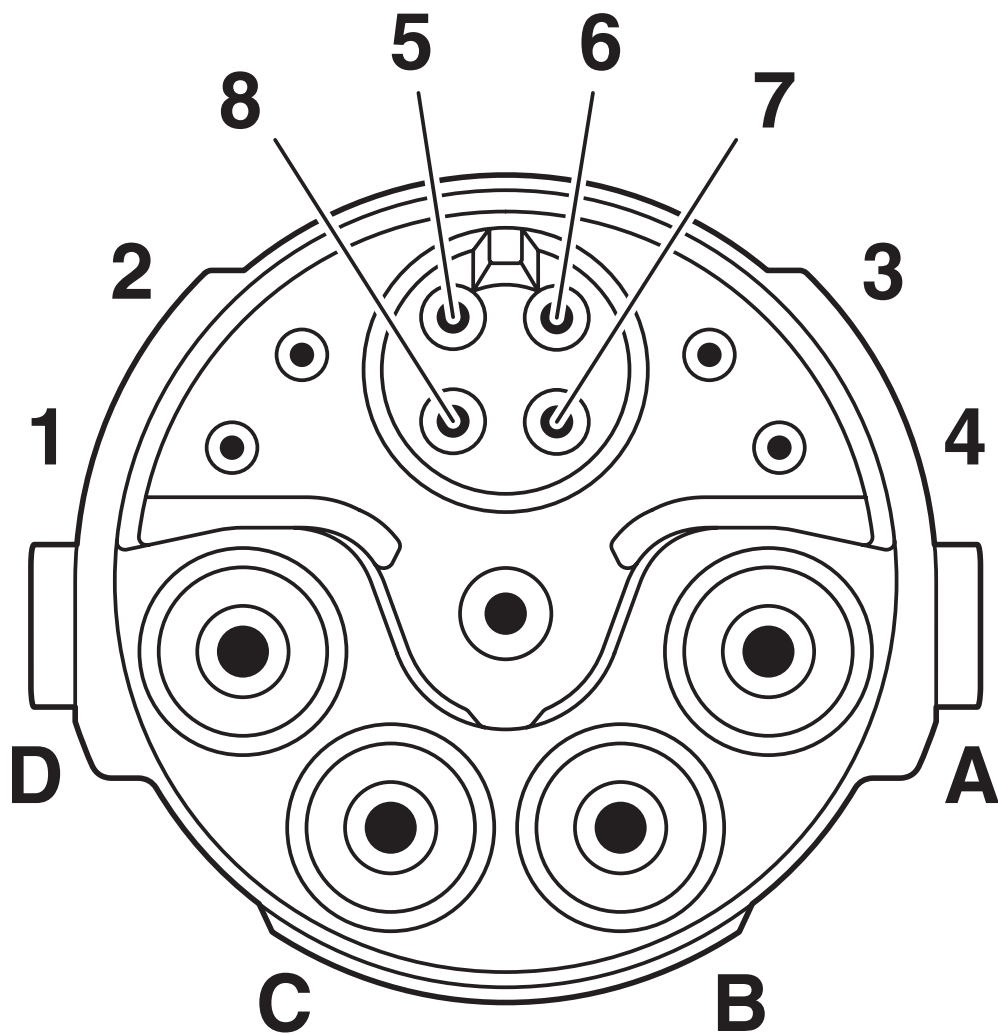
# SH-8EPS48A8LB1S - Cable connector

1621538

<https://www.phoenixcontact.com/us/products/1621538>

## Drawings

Schematic diagram



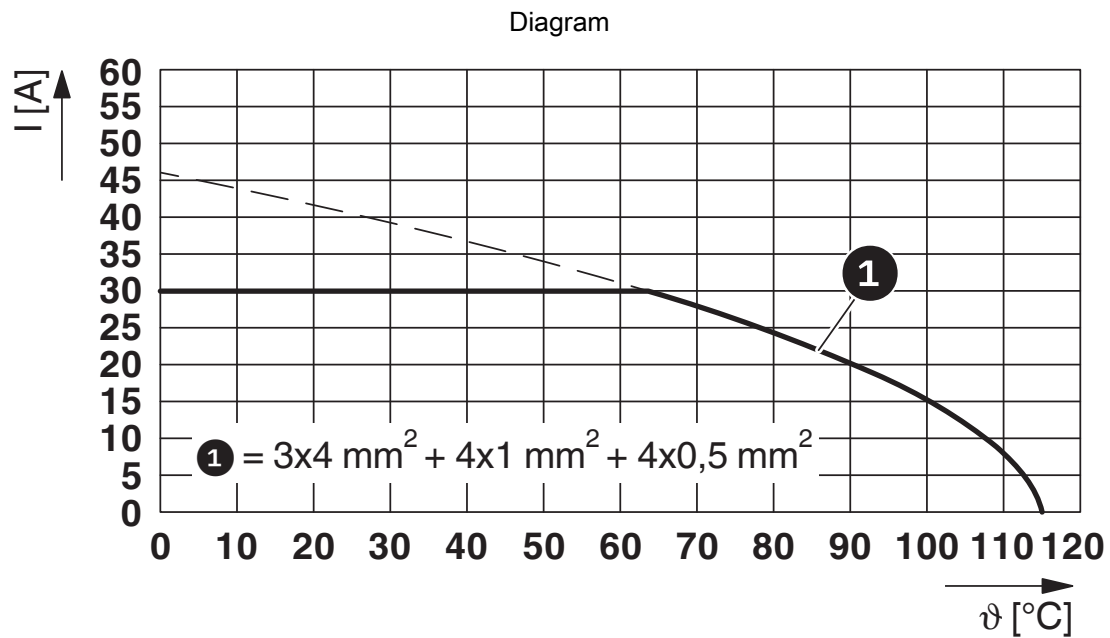
Pin assignment of pin, signal

# SH-8EPS48A8LB1S - Cable connector



1621538

<https://www.phoenixcontact.com/us/products/1621538>



I = current strength,  $\vartheta$  = ambient temperature, power contacts A-C: 3 x up to 30 A, signal contacts: 4 x 2 A constant, data contacts: 4 x 1 A constant


# SH-8EPS48A8LB1S - Cable connector



1621538

<https://www.phoenixcontact.com/us/products/1621538>

## Approvals

 To download certificates, visit the product detail page: <https://www.phoenixcontact.com/us/products/1621538>



**cUL Recognized**

Approval ID: E153698-20181206



**UL Recognized**

Approval ID: E153698-20181206

**cULus Recognized**

# SH-8EPS48A8LB1S - Cable connector



1621538

<https://www.phoenixcontact.com/us/products/1621538>

## Classifications

### ECLASS

ECLASS-11.0	27440102
ECLASS-12.0	27440116
ECLASS-13.0	27440116

### ETIM

ETIM 9.0	EC002635
----------	----------

### UNSPSC

UNSPSC 21.0	39121400
-------------	----------



# SH-8EPS48A8LB1S - Cable connector



1621538

<https://www.phoenixcontact.com/us/products/1621538>

## Environmental product compliance

### EU RoHS

Fulfills EU RoHS substance requirements	Yes
Exemption	6(c)

### China RoHS

Environment friendly use period (EFUP)	EFUP-50
	An article-related China RoHS declaration table can be found in the download area for the respective article under "Manufacturer declaration". For all articles with EFUP-E, no China RoHS declaration table issued and required.

### EU REACH SVHC

REACH candidate substance (CAS No.)	Lead(CAS: 7439-92-1)
SCIP	b6cdc1fb-d95d-4a66-ac66-6dfd553fd042

Phoenix Contact 2025 © - all rights reserved

<https://www.phoenixcontact.com>

Phoenix Contact USA  
586 Fulling Mill Road  
Middletown, PA 17057, United States  
(+717) 944-1300  
[info@phoenixcon.com](mailto:info@phoenixcon.com)