

MICTOR

TE Internal #: 2-1658043-3  
PCB Mount Receptacle, Vertical, Board-to-Board, 120 Position, .8 mm [.031 in] Centerline, Fully Shrouded, Gold Flash, Surface Mount, Power & Signal

[View on TE.com >](#)



Connectors > PCB Connectors > PCB Headers & Receptacles



PCB Connector Assembly Type: **PCB Mount Receptacle**  
PCB Mount Orientation: **Vertical**  
Connector System: **Board-to-Board**  
Number of Positions: **120**  
Centerline (Pitch): **.8 mm [.031 in]**

Features

Electrical Characteristics

Operating Voltage	125 VAC
Impedance	100 Ω
Insulation Resistance	2 MΩ
Dielectric Withstanding Voltage (Max)	675 VAC

Dimensions

Stack Height	8 mm, 30 mm, 19 mm, 22 mm, 5 mm, 25 mm, 16 mm, 11 mm[1.181 in]
PCB Thickness (Recommended)	.05 mm[.12 in]
Connector Height	3.05 mm[.12 in]

Packaging Features

Packaging Quantity	42
Packaging Method	Tray, Box

Body Features

Assembly Process Feature Material	Polyimide Film
Primary Product Color	Black

Operation/Application

Assembly Process Feature	Pick and Place Cover
Circuit Application	Power & Signal



Mechanical Attachment

Mating Retention	With
PCB Mount Alignment Type	Locating Posts
PCB Mount Retention	With
PCB Mount Alignment	With
Connector Mounting Type	Board Mount
Mating Alignment	Without

Termination Features

Rectangular Termination Post & Tail Width	1.77 mm[.07 in]
Rectangular Termination Post & Tail Thickness	.15 mm[.006 in]
Termination Method to PCB	Surface Mount

Contact Features

Contact Mating Area Plating Material Thickness	.12 μm[5 μin]
Mating Tab Width	.38 mm[.015 in]
Contact Shape & Form	Single Beam
Contact Base Material	Phosphor Bronze
Mating Tab Thickness	.2 mm[.008 in]
PCB Contact Termination Area Plating Material	Gold
Contact Mating Area Plating Material	Gold Flash
Contact Type	Socket
Contact Current Rating (Max)	1.25 A, 9.5 A

Housing Features

Housing Material	LCP (Liquid Crystal Polymer)
Centerline (Pitch)	.8 mm[.031 in]

Configuration Features

Connector Contact Load Condition	Fully Loaded
Board-to-Board Configuration	Parallel
Stackable	No
PCB Mount Orientation	Vertical
Number of Positions	120

Product Type Features

PCB Connector Assembly Type	PCB Mount Receptacle
-----------------------------	----------------------



Connector System	Board-to-Board
Header Type	Fully Shrouded
Sealable	No
Connector & Contact Terminates To	Printed Circuit Board

Usage Conditions

Operating Temperature Range	-65 – 125 °C[-85 – 257 °F]
-----------------------------	----------------------------

Industry Standards

UL Flammability Rating	UL 94V-0
------------------------	----------

Other

EU RoHS Compliance	Compliant
EU ELV Compliance	Compliant

Product Compliance

For compliance documentation, visit the product page on [TE.com](#)>

EU RoHS Directive 2011/65/EU	Compliant
EU ELV Directive 2000/53/EC	Compliant
China RoHS 2 Directive MIIT Order No 32, 2016	No Restricted Materials Above Threshold
EU REACH Regulation (EC) No. 1907/2006	Current ECHA Candidate List: JUNE 2024 (241) Candidate List Declared Against: JUNE 2024 (241) Does not contain REACH SVHC
Halogen Content	Low Halogen - Br, Cl, F, I < 900 ppm per homogenous material. Also BFR/CFR/PVC Free
Solder Process Capability	Reflow solder capable to 260°C





















Product Compliance Disclaimer

This information is provided based on reasonable inquiry of our suppliers and represents our current actual knowledge based on the information they provided. This information is subject to change. The part numbers that TE has identified as EU RoHS compliant have a maximum concentration of 0.1% by weight in homogenous materials for lead, hexavalent chromium, mercury, PBB, PBDE, DBP, BBP, DEHP, DIBP, and 0.01% for cadmium, or qualify for an exemption to these limits as defined in the Annexes of Directive 2011/65/EU (RoHS2). Finished electrical and electronic equipment products will be CE marked as required by Directive 2011/65/EU. Components may not be CE marked. Additionally, the part numbers that TE has identified as EU ELV compliant have a maximum concentration of 0.1% by weight in homogenous materials for lead, hexavalent chromium, and mercury, and 0.01% for cadmium, or qualify for an exemption to these limits as defined in the Annexes of Directive 2000/53/EC (ELV). Regarding the REACH Regulation, the information TE provides on SVHC in articles for this part number is based on the latest European Chemicals Agency (ECHA) ‘Guidance on requirements for substances in articles’ posted at this URL: <https://echa.europa.eu/guidance-documents/guidance-on-reach>






Compatible Parts


 <div>TE Part # 1658019-3 MSB0.80PL25ASY120FL,-,10,-TY</div>	 <div>TE Part # 2-1658463-3 MSB0.80PL5ASY120FL,-,30,-TY</div>	 <div>TE Part # 2-1658049-3 MSB0.80PL22ASY120FL,-,F,-TY</div>	 <div>TE Part # 2-1658439-3 MSB0.80PL14ASY120FL,-,30,-TY</div>
 <div>TE Part # 1658018-3 MSB0.80PL22ASY120FL,-,10,-TY</div>	 <div>TE Part # 1658013-3 MSB0.80PL5ASY120FL,-,10,-TY</div>	 <div>TE Part # 6-1658046-3 MSB0.80PL11ASY120FL,GP,F,-TR</div>	 <div>TE Part # 4-1658439-3 MSB0.80PL14ASY120FL,GP,30,-TR</div>
 <div>TE Part # 4-1658046-3 MSB0.80PL11ASY120FL,GP,F,-TR</div>	 <div>TE Part # 6-1658013-3 MSB0.80PL5ASY120FL,GP,10,-TR</div>	 <div>TE Part # 6-1658045-3 MSB0.80PL8ASY120FL,GP,F,-TR</div>	 <div>TE Part # 4-1658463-3 MSB0.80PL5ASY120FL,GP,30,-TR</div>
 <div>TE Part # 1658049-3 MSB0.80PL22ASY120FL,-,F,-TY</div>	 <div>TE Part # 2-1658014-3 MSB0.80PL8ASY120FL,-,10,-TY</div>	 <div>TE Part # 1658016-3 MSB0.80PL16ASY120FL,-,10,-TY</div>	 <div>TE Part # 4-1658466-3 MSB0.80PL16ASY120FL,GP,30,-TR</div>
 <div>TE Part # 4-1658016-3 MSB0.80PL16ASY120FL,GP,10,-TR</div>	 <div>TE Part # 4-1658014-3 MSB0.80PL8ASY120FL,GP,10,-TR</div>	 <div>TE Part # 4-1658438-3 MSB0.80PL14ASY120FL,GP,10,-TR</div>	 <div>TE Part # 4-1658015-3 MSB0.80PL11ASY120FL,GP,10,-TR</div>

Customers Also Bought







TE Part #DT04-2P  
REC, 2P, GRY, N




TE Part #DT06-2S  
PLG, 2P, GRY, N



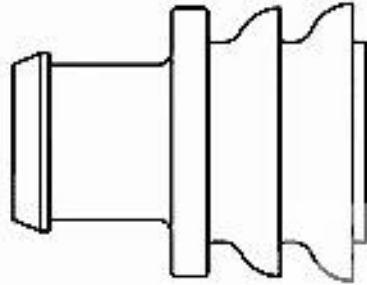
TE Part #CAT-D487-W416  
Wedgelocks: DEUTSCH DT




TE Part #CAT-D48-ST273  
DEUTSCH Solid Contacts



TE Part #CAT-AM71-CH8172  
AMP SUPERSEAL 1.5MM,  
CONNECTOR HOUSING



TE Part #281934-2  
SINGLE WIRE SEAL



TE Part #114017-ZZ  
SEALING PLUG, SIZE 12/16, WHT

Documents

Product Drawings  
MSB0.80RC-ASY120FL,-,F,-TY  
English

CAD Files  
3D PDF  
3D  
Customer View Model  
ENG\_CVM\_CVM\_2-1658043-3\_L.2d\_dxf.zip  
English  
Customer View Model  
ENG\_CVM\_CVM\_2-1658043-3\_L.3d\_igs.zip  
English  
Customer View Model  
ENG\_CVM\_CVM\_2-1658043-3\_L.3d\_stp.zip  
English

By downloading the CAD file I accept and agree to the Terms and Conditions of use.

Datasheets & Catalog Pages  
MICTOR SB Interconnection System  
English

Product Specifications  
Application Specification  
English