

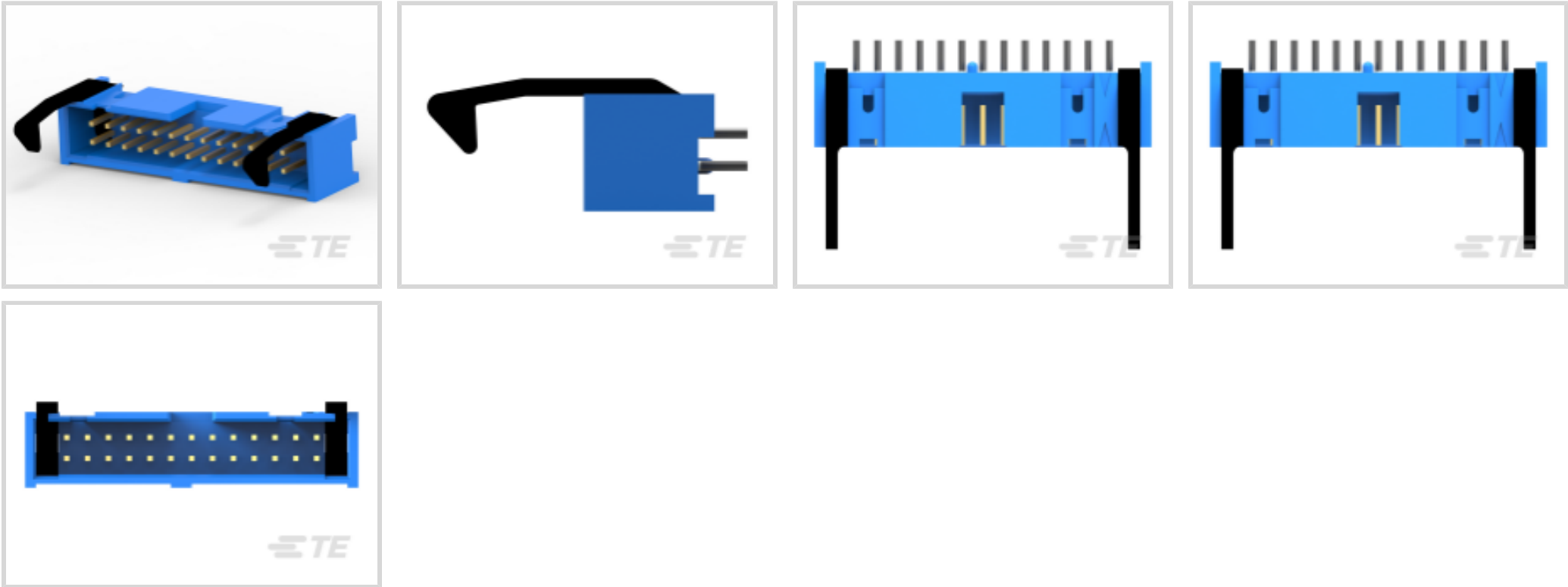


AMP-LATCH

TE Internal #: 2-1761606-9
Wire-to-Board, 26 Position, 2.54 mm [.1 in] Centerline, Vertical,
Through Hole - Solder, 2 Row, Plug, Low Profile, Ribbon Cable
Connectors

[View on TE.com >](#)

Connectors > PCB Connectors > Wire-to-Board Connectors > FFC, FPC & Ribbon Connectors > Ribbon Cable Connectors



Connector System: **Wire-to-Board**
Number of Positions: **26**
Centerline (Pitch): **2.54 mm [.1 in]**
PCB Mount Retention: **Without**
PCB Mount Orientation: **Vertical**

Features

Electrical Characteristics

| | |
|-----------------------|---------|
| Operating Voltage | 250 VAC |
| Insulation Resistance | 5000 MΩ |

Industry Standards

| | |
|------------------------|----------|
| UL Flammability Rating | UL 94V-0 |
|------------------------|----------|

Packaging Features

| | |
|--------------------|---------|
| Packaging Quantity | 13 |
| Packaging Method | Package |

Usage Conditions

| | |
|-----------------------------|----------------------------|
| Housing Temperature Rating | High |
| Operating Temperature Range | -65 – 105 °C[-85 – 221 °F] |

Contact Features

| | |
|-------------------------------|-----------------|
| Contact Underplating Material | Nickel |
| Mating Pin Diameter | .64 mm[.025 in] |



| | |
|---|------------------|
| Contact Mating Area Plating Material Thickness | .762 μm[30 μin] |
| Contact Shape & Form | Square |
| PCB Contact Termination Area Plating Material Thickness | 2.54 μm[100 μin] |
| Contact Mating Area Plating Material | Gold Flash |
| Contact Base Material | Phosphor Bronze |
| PCB Contact Termination Area Plating Material | Tin |
| Contact Type | Pin |
| Contact Current Rating (Max) | 1 A |

Body Features

| | |
|-----------------------|------|
| Daisy Chain | With |
| Primary Product Color | Blue |
| Connector Profile | Low |

Dimensions

| | |
|------------------------|------------------|
| Shrouded End Dimension | 3.76 mm[.148 in] |
| Connector Height | 9.19 mm[.36 in] |
| Connector Length | 40.64 mm[1.6 in] |
| Row-to-Row Spacing | 2.54 mm[.1 in] |

Termination Features

| | |
|----------------------------------|-----------------------|
| Termination Post & Tail Diameter | .64 mm[.025 in] |
| Termination Post & Tail Length | 2.6 mm[.102 in] |
| Termination Method to PCB | Through Hole - Solder |

Mechanical Attachment

| | |
|-------------------------|----------------|
| Panel Mount Feature | Without |
| Mating Alignment | With |
| PCB Mount Alignment | Without |
| PCB Mount Retention | Without |
| Mating Alignment Type | Center |
| Mating Retention | With |
| Mating Retention Type | Ejection Latch |
| Connector Mounting Type | Board Mount |

Housing Features

| | |
|-----------------------|-----|
| Mating Entry Location | Top |
|-----------------------|-----|



| | |
|--------------------|----------------|
| Housing Material | PBT |
| Centerline (Pitch) | 2.54 mm[.1 in] |

Product Type Features

| | |
|------------------------------------|-----------------------|
| Connector Product Type | Connector Assembly |
| Ribbon Cable Connector Header Type | Pin Header |
| Connector System | Wire-to-Board |
| Connector & Housing Type | Plug |
| Connector & Contact Terminates To | Printed Circuit Board |

Configuration Features

| | |
|-----------------------|----------|
| Number of Positions | 26 |
| PCB Mount Orientation | Vertical |
| Number of Rows | 2 |

Operation/Application

| | |
|---------------------|--------|
| Circuit Application | Signal |
|---------------------|--------|

Other

| | |
|--------------------|-----------|
| EU RoHS Compliance | Compliant |
| EU ELV Compliance | Compliant |

Product Compliance

For compliance documentation, visit the product page on TE.com>

| | |
|---|---|
| EU RoHS Directive 2011/65/EU | Compliant |
| EU ELV Directive 2000/53/EC | Compliant |
| China RoHS 2 Directive MIIT Order No 32, 2016 | No Restricted Materials Above Threshold |
| EU REACH Regulation (EC) No. 1907/2006 | Current ECHA Candidate List: JUNE 2024 (241) Candidate List Declared Against: JUNE 2024 (241) Does not contain REACH SVHC |
| Halogen Content | Not Low Halogen - contains Br or Cl > 900 ppm. |
| Solder Process Capability | Wave solder capable to 265°C |


Product Compliance Disclaimer

This information is provided based on reasonable inquiry of our suppliers and represents our current actual knowledge based on the information they provided. This information is subject to change. The part numbers that TE has identified as EU RoHS compliant have a maximum concentration of 0.1% by weight in homogenous materials for lead, hexavalent



chromium, mercury, PBB, PBDE, DBP, BBP, DEHP, DIBP, and 0.01% for cadmium, or qualify for an exemption to these limits as defined in the Annexes of Directive 2011/65/EU (RoHS2). Finished electrical and electronic equipment products will be CE marked as required by Directive 2011/65/EU. Components may not be CE marked. Additionally, the part numbers that TE has identified as EU ELV compliant have a maximum concentration of 0.1% by weight in homogenous materials for lead, hexavalent chromium, and mercury, and 0.01% for cadmium, or qualify for an exemption to these limits as defined in the Annexes of Directive 2000/53/EC (ELV). Regarding the REACH Regulation, the information TE provides on SVHC in articles for this part number is based on the latest European Chemicals Agency (ECHA) 'Guidance on requirements for substances in articles' posted at this URL: <https://echa.europa.eu/guidance-documents/guidance-on-reach>

Compatible Parts



TE Part # 1658527-9
622-2630LF FEM SOCKET,LEAD FREE



TE Part # 1-1658527-0
622-2641LF FEM SOCKET,LEAD FREE



TE Part # 499252-3
026 STRAIN RELIEF A-L RCPT



TE Part # 1-1658526-5
609-2630LF FEM SOCKET,LEAD FREE



TE Part # CAT-AM71-A85022
Female Socket Connectors: Strain Relief



TE Part # 1-1658526-6
609-2641LF FEM SOCKET,LEAD FREE



TE Part # 1658623-6
26 NOVO MIL 30DP, LEAD FREE



TE Part # 1658620-6
26 NOVO MIL 15DP, LEAD FREE



TE Part # 1658622-6
26 NOVO MIL/CTR 30DP,LEAD FREE




TE Part # 1658621-6
26 NOVO MIL/CTR 15DP,LEAD FREE




TE Part # 1-1658528-7
636-2630LF=FEM SKT BLADE POL 1


Customers Also Bought




TE Part #CAT-AM74-UN384H
AMP-LATCH UNIVERSAL HEADERS



TE Part #3-1761606-3
IDC LOW PRO HDR 40P VERT LG LA



TE Part #3-1761606-1
IDC LOW PRO HDR 34P VERT LG LA



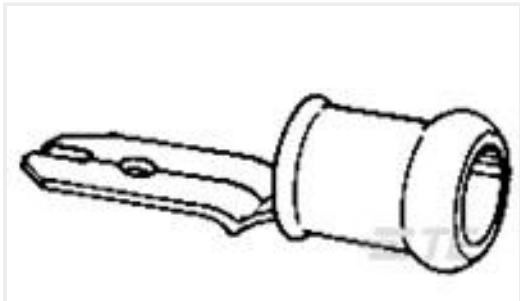
TE Part #1-1393771-8
JWD-171-27=REED RELAYS



TE Part #1623933-3
CFR50 5% 330K




TE Part #1617108-4
HCD-26B = .100 Grid w/Diode Co



TE Part #140896-2
TERMINAL TAB FASTON PIDG 6,35



TE Part #1546670-6
6P .437" DR BARRIER,W/BND SCRW



TE Part #8-2176421-8
TLRP 2512 2.0W R060 1% 75PPM 4K RL

Documents

Product Drawings

IDC LOW PRO HDR 26P VERT LG LA

English

CAD Files

3D PDF

3D

Customer View Model

ENG_CVM_CVM_2-1761606-9_D.2d_dxf.zip

English

Customer View Model

ENG_CVM_CVM_2-1761606-9_D.3d_igs.zip

English

Customer View Model

ENG_CVM_CVM_2-1761606-9_D.3d_stp.zip

English

By downloading the CAD file I accept and agree to the [Terms and Conditions](#) of use.

Product Specifications

Product Specification

English

Agency Approvals

UL Report

English