




TE Internal #: 5-1775855-1  
2 x 1 Combo Jack, Single Port, RJ45 over Single USB, Standard Profile, Combo Jacks, Jack, Shielded, Inverted - Latch Up, Panel Ground, Cat 3  
[View on TE.com >](#)

Connectors > Modular Jacks & Plugs > Combo Jacks



Port Matrix Configuration: 2 x 1  
Port Configuration: Single Port  
Modular Jack & Plug Interface Type: RJ45 over Single USB  
Connector Profile: Standard  
Modular Jacks & Plugs Products: Combo Jacks

Features

Termination Features

Termination Method to PCB	Through Hole - Solder
---------------------------	-----------------------

Dimensions

PCB Thickness (Recommended)	1.6 mm[.063 in]
-----------------------------	-----------------

Packaging Features

Packaging Quantity	50
Packaging Method	Tray, Box & Tray

Contact Features

Contact Underplating Material	Nickel
Contact Base Material	Phosphor Bronze
Contact Current Rating (Max)	1.5 A, 1 A
PCB Contact Termination Area Plating Material	Gold Flash

Housing Features

Housing Color	Black
Housing Material	PBT GF30



Centerline (Pitch)	1.02 mm, 2 mm, 2.5 mm[.04 in][.09 in][.07 in]
--------------------	---

Industry Standards

UL Flammability Rating	UL 94V-0
Performance Category	Cat 3

Operation/Application

Indicator Type	No Indicator
Circuit Application	Signal
Shielded	Yes

Body Features

Shell Plating Material	Nickel
Connector Profile	Standard
Modular Jack Latch Orientation	Inverted - Latch Up
Shield Material	Brass
Shield Plating Material	Nickel

Product Type Features

Connector & Contact Terminates To	Printed Circuit Board
Connectors & Connector Components Type	Connector
Modular Jack & Plug Interface Type	RJ45 over Single USB
Modular Jacks & Plugs Products	Combo Jacks
Modular Connector Style	Jack
Grounding Options	Panel Ground
Connector System	Cable-to-Board

Configuration Features

Number of Ports	1
PCB Mount Orientation	Right Angle
Port Matrix Configuration	2 x 1
Port Configuration	Single Port
Connector Contact Density	Standard
Number of Positions	4, 8
Number of Loaded Positions	8, 4

Mechanical Attachment

Connector Mounting Type	Board Mount
-------------------------	-------------



Usage Conditions

Operating Temperature Range	-55 – 85 °C, -40 – 85 °C[-67 – 185 °F][-40 – 185 °F]
-----------------------------	--

Other

EU RoHS Compliance	Compliant
EU ELV Compliance	Compliant

Product Compliance

For compliance documentation, visit the product page on TE.com>

EU RoHS Directive 2011/65/EU	Compliant
EU ELV Directive 2000/53/EC	Compliant
China RoHS 2 Directive MIIT Order No 32, 2016	No Restricted Materials Above Threshold
EU REACH Regulation (EC) No. 1907/2006	Current ECHA Candidate List: JUNE 2024 (241) Candidate List Declared Against: JAN 2021 (211) Does not contain REACH SVHC
Halogen Content	Not Low Halogen - contains Br or Cl > 900 ppm.
Solder Process Capability	Wave solder capable to 265°C



Product Compliance Disclaimer

This information is provided based on reasonable inquiry of our suppliers and represents our current actual knowledge based on the information they provided. This information is subject to change. The part numbers that TE has identified as EU RoHS compliant have a maximum concentration of 0.1% by weight in homogenous materials for lead, hexavalent chromium, mercury, PBB, PBDE, DBP, BBP, DEHP, DIBP, and 0.01% for cadmium, or qualify for an exemption to these limits as defined in the Annexes of Directive 2011/65/EU (RoHS2). Finished electrical and electronic equipment products will be CE marked as required by Directive 2011/65/EU. Components may not be CE marked. Additionally, the part numbers that TE has identified as EU ELV compliant have a maximum concentration of 0.1% by weight in homogenous materials for lead, hexavalent chromium, and mercury, and 0.01% for cadmium, or qualify for an exemption to these limits as defined in the Annexes of Directive 2000/53/EC (ELV). Regarding the REACH Regulation, the information TE provides on SVHC in articles for this part number is based on the latest European Chemicals Agency (ECHA) ‘Guidance on requirements for substances in articles’ posted at this URL: <https://echa.europa.eu/guidance-documents/guidance-on-reach>

Compatible Parts



Customers Also Bought



Documents

CAD Files

Customer View Model

[ENG\\_CVM\\_CVM\\_5-1775855-1\\_D.2d\\_dxf.zip](#)

English

3D PDF

3D

Customer View Model

[ENG\\_CVM\\_CVM\\_5-1775855-1\\_D.3d\\_igs.zip](#)

English

5-1775855-1

2 x 1 Combo Jack, Single Port, RJ45 over Single USB, Standard Profile, Combo Jacks, Jack, Shielded, Inverted - Latch Up, Panel Ground, Cat 3



Customer View Model

[ENG\\_CVM\\_CVM\\_5-1775855-1\\_D.3d\\_stp.zip](#)

English

By downloading the CAD file I accept and agree to the [Terms and Conditions](#) of use.

Product Specifications

[Product Specification](#)

English