

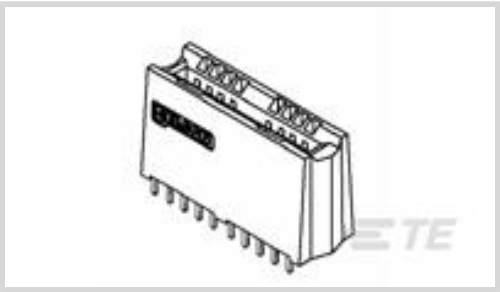
CROWN EDGE

TE Internal #: 6643460-1
Board-to-Board Card Edge Power Connector, 10 Position, 2.5 mm [.098 in] Centerline, Power & Signal, 2 Power Positions, 8 Signal Positions, CROWN EDGE

[View on TE.com >](#)



Connectors > PCB Connectors > Card Edge Connectors > Card Edge Power Connectors



Connector System: **Board-to-Board**
Number of Positions: **10**
Centerline (Pitch): **2.5 mm [.098 in]**
Contact Current Rating (Max): **35 A**
Circuit Application: **Power & Signal**

Features

Industry Standards

UL Flammability Rating	UL 94V-0
------------------------	----------

Body Features

Primary Product Color	Black
-----------------------	-------

Mechanical Attachment

Connector Mounting Type	Board Mount
PCB Mount Retention	Without
Mating Retention	Without
Mating Alignment	With
PCB Mount Alignment	Without

Packaging Features

Packaging Quantity	192
Packaging Method	Box

Termination Features

Termination Post & Tail Length	3.56 mm, 4.06 mm[.159 in][.14 in]
Termination Method to PCB	Through Hole - Press-Fit

Dimensions

PCB Thickness (Recommended)	1.6 mm[.063 in]
Connector Height	15 mm[.591 in]



	.508 in
--	---------

Contact Features

Power Contact Base Material	Phosphor Bronze Alloy
Power Contact Plating Material	Select Gold
Signal Contact Plating Material	Select Gold
Signal Contact Material	Phosphor Bronze Alloy
PCB Contact Termination Area Plating Material Finish	Matte
Contact Mating Area Plating Material Thickness	.76 μm[30 μin]
	100 μin
Contact Base Material	Phosphor Bronze
PCB Contact Termination Area Plating Material	Tin
Contact Type	Socket
Contact Current Rating (Max)	35 A
Contact Mating Area Plating Material	Gold

Housing Features

Housing Material	Thermoplastic
Centerline (Pitch)	2.5 mm[.098 in]

Configuration Features

Mating & Unmating Configuration	Hot Pluggable
PCB Mount Orientation	Vertical
Number of Positions	10
Number of Power Positions	2
Number of Signal Positions	8
Number of Dual Positions	0

Product Type Features

Connector & Contact Terminates To	Printed Circuit Board
Connector Mates With	Printed Circuit Board
Connector & Housing Type	Receptacle
Connector System	Board-to-Board

Electrical Characteristics

Operating Voltage	250 V
-------------------	-------

Usage Conditions



Operating Temperature Range	-55 – 105 °C[-67 – 221 °F]
-----------------------------	----------------------------

Operation/Application

Circuit Application	Power & Signal
---------------------	----------------

Other

EU RoHS Compliance	Compliant
EU ELV Compliance	Compliant

Product Compliance

For compliance documentation, visit the product page on TE.com>

EU RoHS Directive 2011/65/EU	Compliant
EU ELV Directive 2000/53/EC	Compliant
China RoHS 2 Directive MIIT Order No 32, 2016	No Restricted Materials Above Threshold
EU REACH Regulation (EC) No. 1907/2006	Current ECHA Candidate List: JUNE 2024 (241) Candidate List Declared Against: JUNE 2024 (241) Does not contain REACH SVHC
Halogen Content	Not Low Halogen - contains Br or Cl > 900 ppm.
Solder Process Capability	Wave solder capable to 265°C





Product Compliance Disclaimer

This information is provided based on reasonable inquiry of our suppliers and represents our current actual knowledge based on the information they provided. This information is subject to change. The part numbers that TE has identified as EU RoHS compliant have a maximum concentration of 0.1% by weight in homogenous materials for lead, hexavalent chromium, mercury, PBB, PBDE, DBP, BBP, DEHP, DIBP, and 0.01% for cadmium, or qualify for an exemption to these limits as defined in the Annexes of Directive 2011/65/EU (RoHS2). Finished electrical and electronic equipment products will be CE marked as required by Directive 2011/65/EU. Components may not be CE marked. Additionally, the part numbers that TE has identified as EU ELV compliant have a maximum concentration of 0.1% by weight in homogenous materials for lead, hexavalent chromium, and mercury, and 0.01% for cadmium, or qualify for an exemption to these limits as defined in the Annexes of Directive 2000/53/EC (ELV). Regarding the REACH Regulation, the information TE provides on SVHC in articles for this part number is based on the latest European Chemicals Agency (ECHA) ‘Guidance on requirements for substances in articles’ posted at this URL: <https://echa.europa.eu/guidance-documents/guidance-on-reach>


Compatible Parts



Also in the Series | CROWN EDGE



Customers Also Bought





Documents

Product Drawings

285-0112-12100=CONN,SKT,SLDR

English

CAD Files

Customer View Model

ENG_CVM_CVM_6643460-1_C.2d_dxf.zip

English

3D PDF

3D

Customer View Model

ENG_CVM_CVM_6643460-1_C.3d_igs.zip

English

Customer View Model

ENG_CVM_CVM_6643460-1_C.3d_stp.zip

English

By downloading the CAD file I accept and agree to the [Terms and Conditions](#) of use.

Datasheets & Catalog Pages

POWER_CONNECTORS_CATALOG_SEC03_CARD_EDGE

English

Product Specifications

Application Specification

English