

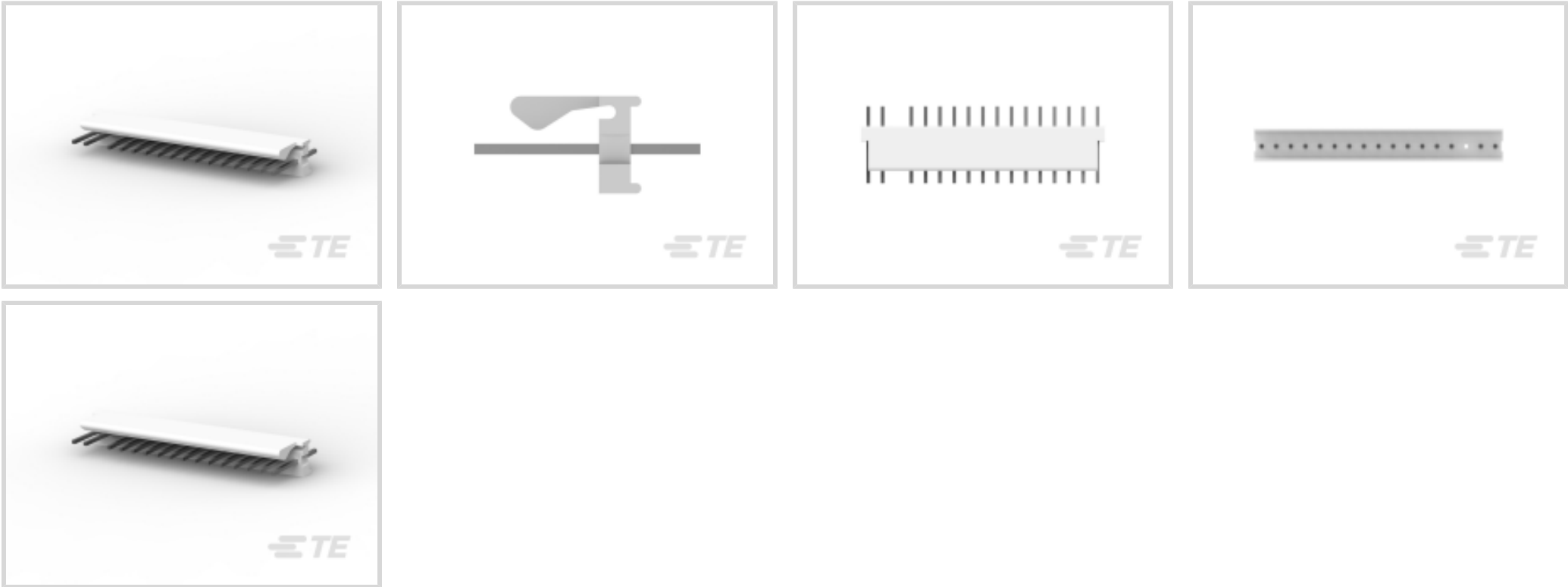


MTA 100

TE Internal #: 644211-5
PCB Mount Header, Vertical, Wire-to-Board, 17 Position, 2.54 mm [.1 in] Centerline, Partially Shrouded, Tin, Through Hole - Solder, Signal, MTA 100

[View on TE.com >](#)

Connectors > PCB Connectors > PCB Headers & Receptacles > PCB Header: Polyester, Vertical, Unshrouded, No Mating Alignment



PCB Connector Assembly Type: **PCB Mount Header**

PCB Mount Orientation: **Vertical**

Connector System: **Wire-to-Board**

Number of Positions: **17**

Number of Rows: **1**

[All PCB Header: Polyester, Vertical, Unshrouded, No Mating Alignment \(134\)](#)

Features

Electrical Characteristics

Operating Voltage	250 VAC
-------------------	---------

Dimensions

Connector Width	5.71 mm[.225 in]
PCB Thickness (Recommended)	1.6 mm[.063 in]
Connector Height	10.03 mm[.395 in]
Connector Length	43.18 mm[1.7 in]

Industry Standards

Compatible With Agency/Standards Products	UL, CSA
Compatible With Approved Standards Products	UL E28476, CSA LR7189
UL Flammability Rating	UL 94V-0

Mechanical Attachment

Mating Retention	With
------------------	------



Mating Alignment Type	Polarization
PCB Mount Retention	Without
PCB Mount Alignment	Without
Connector Mounting Type	Board Mount
Mating Alignment	With

Termination Features

Termination Post & Tail Length	3.56 mm[.14 in]
Square Termination Post & Tail Dimension	.64 mm[.025 in]
Termination Method to PCB	Through Hole - Solder

Contact Features

Contact Underplating Material	Nickel
Contact Underplating Material Thickness	1.27 μm[50 μin]
PCB Contact Termination Area Plating Material Finish	Matte
Contact Mating Area Plating Material Thickness	3.81 μm[150 μin]
Mating Square Post Dimension	.64 mm[.025 in]
PCB Contact Termination Area Plating Material Thickness	3.81 μm[150 μin]
Contact Shape & Form	Square
Contact Layout	Inline
Contact Base Material	Copper Alloy
PCB Contact Termination Area Plating Material	Tin
Contact Mating Area Plating Material Finish	Matte
Contact Mating Area Plating Material	Tin
Contact Type	Pin
Contact Current Rating (Max)	5 A

Housing Features

Housing Material	Polyester - GF
Centerline (Pitch)	2.54 mm[.1 in]

Configuration Features

Number of Columns	17
PCB Mount Orientation	Vertical
Number of Positions	17
Number of Rows	1



Product Type Features

PCB Connector Assembly Type	PCB Mount Header
Connector System	Wire-to-Board
Header Type	Partially Shrouded
Sealable	No
Connector & Contact Terminates To	Printed Circuit Board

Body Features

Primary Product Color	Natural
-----------------------	---------

Usage Conditions

Operating Temperature Range	-55 – 105 °C[-67 – 221 °F]
-----------------------------	----------------------------

Operation/Application

Circuit Application	Signal
---------------------	--------

Packaging Features

Packaging Method	Package
------------------	---------

Other

EU RoHS Compliance	Compliant
EU ELV Compliance	Compliant

Product Compliance

For compliance documentation, visit the product page on TE.com>

EU RoHS Directive 2011/65/EU	Compliant
EU ELV Directive 2000/53/EC	Compliant
China RoHS 2 Directive MIIT Order No 32, 2016	No Restricted Materials Above Threshold
EU REACH Regulation (EC) No. 1907/2006	Current ECHA Candidate List: JUNE 2024 (241) Candidate List Declared Against: JUNE 2024 (241) Does not contain REACH SVHC
Halogen Content	Not Low Halogen - contains Br or Cl > 900 ppm.
Solder Process Capability	Wave solder capable to 265°C

Product Compliance Disclaimer

This information is provided based on reasonable inquiry of our suppliers and represents our current actual knowledge based on the information they provided. This information is subject to change. The part numbers that TE has identified as EU RoHS compliant have a maximum concentration of 0.1% by weight in homogenous materials for lead, hexavalent



chromium, mercury, PBB, PBDE, DBP, BBP, DEHP, DIBP, and 0.01% for cadmium, or qualify for an exemption to these limits as defined in the Annexes of Directive 2011/65/EU (RoHS2). Finished electrical and electronic equipment products will be CE marked as required by Directive 2011/65/EU. Components may not be CE marked. Additionally, the part numbers that TE has identified as EU ELV compliant have a maximum concentration of 0.1% by weight in homogenous materials for lead, hexavalent chromium, and mercury, and 0.01% for cadmium, or qualify for an exemption to these limits as defined in the Annexes of Directive 2000/53/EC (ELV). Regarding the REACH Regulation, the information TE provides on SVHC in articles for this part number is based on the latest European Chemicals Agency (ECHA) 'Guidance on requirements for substances in articles' posted at this URL: <https://echa.europa.eu/guidance-documents/guidance-on-reach>

Compatible Parts

TE Part # 1-640456-7
17P MTA100 HDR ASSY F/L SQ STR

TE Part # 4-643813-7
17P MTA100 CONN ASSY POL RIB

TE Part # CAT-104MTA-NYLCC
Nylon PCB Connector Covers: 2.54 mm, MTA 100

Also in the Series | MTA 100

Connector Caps & Covers(69)

Connector Contacts(8)

Connector Hardware(1)

Insertion & Extraction Tools(2)

PCB Headers & Receptacles(441)

Standard Rectangular Connectors(495)

Wire-to-Board Connector Assemblies & Housings(1)

Wire-to-Board Headers & Receptacles (441)

Customers Also Bought



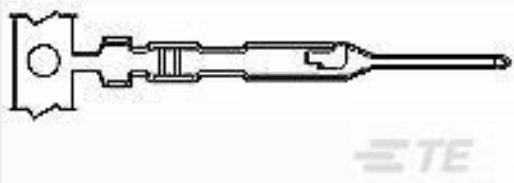
TE Part #794617-6
6POS,MICRO MNL,RCPT HSG



TE Part #42428-5
PIN TERMINAL RECEPTACLE 24-20 AWG TPPHBZ




TE Part #1-794606-1
MICRO MNL RPT CNT STRP 15AU LF



TE Part #5-104505-2
MTE PIN 22-26 AWG PLTD



TE Part #3-794630-6
06P MICRO MNL ASSY VRT HDR LF



TE Part #1-104480-4
SHORT POINT RECP CONT LP



TE Part #CONSMA010-G
SMA Jack to SMA Plug RA



TE Part #5-520263-2
ULTRA-FAST 250 ASY REC 22-18 AWG TPBR



TE Part #6-520314-6
TRIOMATE ASSY H 16P L=2.54LDFR



TE Part #FTRA6171M5PW-001
OMNI,Ph,PMT,617-7125MHz

Documents

Product Drawings

17P MTA100 HDR ASSY F/L W/O#15

English

CAD Files

3D PDF

3D

Customer View Model

ENG_CVM_CVM_644211-5_F.2d_dxf.zip

English

Customer View Model

ENG_CVM_CVM_644211-5_F.3d_igs.zip

English

Customer View Model

ENG_CVM_CVM_644211-5_F.3d_stp.zip

English

Customer View Model

ENG_CVM_644211-5_E.3d_igs.zip

English



Customer View Model

[ENG_CVM_644211-5_E.3d_stp.zip](#)

English

Customer View Model

[ENG_CVM_644211-5_E.2d_dxf.zip](#)

English

3D PDF

English

By downloading the CAD file I accept and agree to the [Terms and Conditions](#) of use.

Product Specifications

[Application Specification](#)

English

Agency Approvals

[Agency Approval Document](#)

English