

# ZFKDS 1,5C-5,0 GY - PCB terminal block



1702027

<https://www.phoenixcontact.com/us/products/1702027>

Please be informed that the data shown in this PDF document is generated from our online catalog. Please find the complete data in the user documentation. Our general terms of use for downloads are valid.



Printed circuit board terminal, nominal current: 16 A, rated voltage (III/2): 400 V, nominal cross section: 1.5 mm<sup>2</sup>, number of potentials: 1, number of rows: 1, number of positions per row: 1, product range: ZFKDS(A) 1,5C, pitch: 5 mm, connection method: Spring-cage connection, mounting: Wave soldering, conductor/PCB connection direction: 45 °, color: gray, Pin layout: Linear pinning, Solder pin [P]: 3.5 mm, number of solder pins per potential: 2, type of packaging: packed in cardboard. Single module for the custom grouping of different numbers of positions. An end terminal block is also needed to terminate the block (see accessories). Blocked items with different numbers of positions are also available.

## Your advantages

- Defined contact force ensures that contact remains stable over the long term
- Clamping space opened by means of fixed screwdriver enables convenient conductor connection
- Angled connection enables multi-row arrangement on the PCB
- Actuation shafts that are parallel and orthogonal to the conductor axis enable flexible PCB designs
- The latching on the side enables various numbers of positions to be combined
- Two solder pins reduce the mechanical strain on the soldering spots

## Commercial data

|                                      |                                |
|--------------------------------------|--------------------------------|
| Item number                          | 1702027                        |
| Packing unit                         | 50 pc                          |
| Minimum order quantity               | 50 pc                          |
| Note                                 | Made to order (non-returnable) |
| Sales key                            | AA12                           |
| Product key                          | AALMBC                         |
| GTIN                                 | 4046356570954                  |
| Weight per piece (including packing) | 1.067 g                        |
| Weight per piece (excluding packing) | 0.752 g                        |
| Customs tariff number                | 85369010                       |
| Country of origin                    | IN                             |

# ZFKDS 1,5C-5,0 GY - PCB terminal block



1702027

<https://www.phoenixcontact.com/us/products/1702027>

## Technical data

### Product properties

|                           |                                  |
|---------------------------|----------------------------------|
| Product type              | Printed circuit board terminal   |
| Product family            | ZFKDS(A) 1,5C                    |
| Product line              | COMBICON Terminals S             |
| Type                      | PC terminal block can be aligned |
| Number of positions       | 1                                |
| Pitch                     | 5 mm                             |
| Number of connections     | 1                                |
| Number of rows            | 1                                |
| Number of potentials      | 1                                |
| Pin layout                | Linear pinning                   |
| Solder pins per potential | 2                                |

### Electrical properties

|                             |       |
|-----------------------------|-------|
| Nominal current $I_N$       | 16 A  |
| Nominal voltage $U_N$       | 400 V |
| Rated voltage (III/3)       | 250 V |
| Rated surge voltage (III/3) | 4 kV  |
| Rated voltage (III/2)       | 400 V |
| Rated surge voltage (III/2) | 4 kV  |
| Rated voltage (II/2)        | 630 V |
| Rated surge voltage (II/2)  | 4 kV  |

### Connection data

#### Connection technology

|                       |                                  |
|-----------------------|----------------------------------|
| Type                  | PC terminal block can be aligned |
| Nominal cross section | 1.5 mm <sup>2</sup>              |

#### Conductor connection

|   |  |
|---|--|
| Connection method   | Spring-cage connection                       |
| Conductor cross section rigid   | 0.2 mm <sup>2</sup> ... 2.5 mm <sup>2</sup>  |
| Conductor cross section flexible                                      | 0.2 mm <sup>2</sup> ... 1.5 mm <sup>2</sup>  |
| Conductor cross section AWG   | 24 ... 14                                    |
| Conductor cross section flexible, with ferrule without plastic sleeve | 0.25 mm <sup>2</sup> ... 1.5 mm <sup>2</sup> |
| Conductor cross section, flexible, with ferrule, with plastic sleeve  | 0.25 mm <sup>2</sup> ... 1.5 mm <sup>2</sup> |
| Stripping length  | 7 mm   |

### Mounting

|               |                |
|---------------|----------------|
| Mounting type | Wave soldering |
| Pin layout    | Linear pinning |

# ZFKDS 1,5C-5,0 GY - PCB terminal block



1702027

<https://www.phoenixcontact.com/us/products/1702027>

## Material specifications

### Material data - contact

|  |  |
|--|--|
| Note                                     | WEEE/RoHS-compliant, free of whiskers according to IEC 60068-2-82/JEDEC JESD 201 |
| Contact material                         | Cu alloy   |
| Surface characteristics                  | Tin-plated   |
| Metal surface terminal point (top layer) | Tin (10 - 16 µm Sn)  |
| Metal surface soldering area (top layer) | Tin (10 - 16 µm Sn)  |

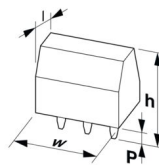
### Material data - housing

|   |             |
|---|-------------|
| Color (Housing)   | gray (7042) |
| Insulating material   | PA          |
| Insulating material group   | I           |
| CTI according to IEC 60112  | 600         |
| Flammability rating according to UL 94                            | V0          |
| Glow wire flammability index GWFI according to EN 60695-2-12      | 850         |
| Glow wire ignition temperature GWIT according to EN 60695-2-13    | 775         |
| Temperature for the ball pressure test according to EN 60695-10-2 | 125 °C      |

### Material data – actuating element

|                           |             |
|---------------------------|-------------|
| Color (Actuating element) | gray (7042) |
|---------------------------|-------------|

## Dimensions

|                       |  |
|-----------------------|--|
| Dimensional drawing   |  |
| Pitch                 | 5 mm   |
| Width [w]             | 6.88 mm  |
| Height [h]            | 16.25 mm   |
| Length [l]            | 14.02 mm   |
| Installed height      | 12.75 mm   |
| Solder pin length [P] | 3.5 mm   |
| Pin dimensions        | 0.7 x 0.7 mm   |

### PCB design

|               |         |
|---------------|---------|
| Pin spacing   | 5.08 mm |
| Hole diameter | 1.1 mm  |

## Mechanical tests

Test for conductor damage and slackening

# ZFKDS 1,5C-5,0 GY - PCB terminal block



1702027

<https://www.phoenixcontact.com/us/products/1702027>

|               |                     |
|---------------|---------------------|
| Specification | IEC 60999-1:1999-11 |
| Result        | Test passed         |

## Pull-out test

|   |   |
|---|---|
| Specification   | IEC 60999-1:1999-11                     |
| Conductor cross section/conductor type/tractive force setpoint/actual value | 0.2 mm <sup>2</sup> / solid / > 10 N    |
|   | 0.2 mm <sup>2</sup> / flexible / > 10 N |
|   | 2.5 mm <sup>2</sup> / solid / > 50 N    |
|   | 1.5 mm <sup>2</sup> / flexible / > 40 N |

## Electrical tests

### Temperature-rise test

|                                   |  |
|-----------------------------------|--|
| Specification                     | IEC 60947-7-4:2019-01  |
| Requirement temperature-rise test | The sum of ambient temperature and temperature rise of the PCB terminal block shall not exceed the upper limiting temperature. |

### Short-time withstand current

|               |                       |
|---------------|-----------------------|
| Specification | IEC 60947-7-4:2019-01 |
|---------------|-----------------------|

### Insulation resistance

|  |                       |
|--|-----------------------|
| Specification                                | IEC 60512-3-1:2002-02 |
| Insulation resistance, neighboring positions | > 5 MΩ                |

### Air clearances and creepage distances |

|  |                       |
|--|-----------------------|
| Specification  | IEC 60947-7-4:2019-01 |
| Insulating material group                              | I                     |
| Comparative tracking index (IEC 60112)                 | CTI 600               |
| Rated insulation voltage (III/3)                       | 250 V                 |
| Rated surge voltage (III/3)                            | 4 kV                  |
| minimum clearance value - non-homogenous field (III/3) | 3 mm                  |
| minimum creepage distance (III/3)                      | 3.2 mm                |
| Rated insulation voltage (III/2)                       | 400 V                 |
| Rated surge voltage (III/2)                            | 4 kV                  |
| minimum clearance value - non-homogenous field (III/2) | 3 mm                  |
| minimum creepage distance (III/2)                      | 3 mm                  |
| Rated insulation voltage (II/2)                        | 630 V                 |
| Rated surge voltage (II/2)                             | 4 kV                  |
| minimum clearance value - non-homogenous field (II/2)  | 3 mm                  |
| minimum creepage distance (II/2)                       | 3.2 mm                |

## Environmental and real-life conditions

### Vibration test

|               |                       |
|---------------|-----------------------|
| Specification | IEC 60068-2-6:2007-12 |
| Frequency     | 10 - 150 - 10 Hz      |
| Sweep speed   | 1 octave/min          |

# ZFKDS 1,5C-5,0 GY - PCB terminal block



1702027

<https://www.phoenixcontact.com/us/products/1702027>

|                        |                             |
|------------------------|-----------------------------|
| Amplitude              | 0.35 mm (10 Hz ... 60.1 Hz) |
| Acceleration           | 5g (60.1 Hz ... 150 Hz)     |
| Test duration per axis | 2.5 h                       |
| Test directions        | X-, Y- and Z-axis           |

## Glow-wire test

|                  |                        |
|------------------|------------------------|
| Specification    | IEC 60695-2-10:2013-04 |
| Temperature      | 850 °C                 |
| Time of exposure | 5 s                    |

## Aging

|               |                       |
|---------------|-----------------------|
| Specification | IEC 60947-7-4:2019-01 |
|---------------|-----------------------|

## Ambient conditions

|   |   |
|---|---|
| Ambient temperature (operation)         | -40 °C ... 105 °C (Depending on the current carrying capacity/derating curve) |
| Ambient temperature (storage/transport) | -40 °C ... 70 °C  |
| Relative humidity (storage/transport)   | 30 % ... 70 %   |
| Ambient temperature (assembly)          | -5 °C ... 100 °C  |

## Packaging specifications

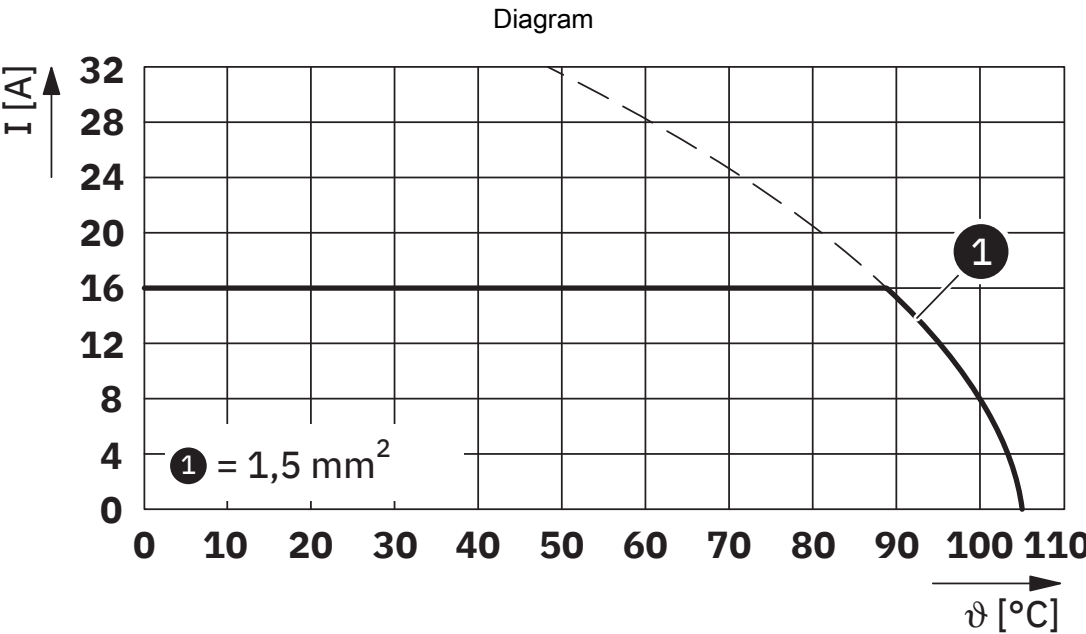
|                   |                     |
|-------------------|---------------------|
| Type of packaging | packed in cardboard |
|-------------------|---------------------|

ZFKDS 1,5C-5,0 GY - PCB terminal block



1702027  
<https://www.phoenixcontact.com/us/products/1702027>

Drawings



Type: ZFKDS 1,5C-5,0

# ZFKDS 1,5C-5,0 GY - PCB terminal block




1702027

<https://www.phoenixcontact.com/us/products/1702027>

## Approvals

To download certificates, visit the product detail page: <https://www.phoenixcontact.com/us/products/1702027>

|  <b>cULus Recognized</b><br>Approval ID: E60425-19941110 |                       |                       |                   |                             |
|---|-----------------------|-----------------------|-------------------|-----------------------------|
|   | Nominal voltage $U_N$ | Nominal current $I_N$ | Cross section AWG | Cross section $\text{mm}^2$ |
| Use group B   |                       |                       |                   |                             |
|   | 300 V                 | 10 A                  | 26 - 12           | -                           |
| Use group D   |                       |                       |                   |                             |
|   | 300 V                 | 10 A                  | 26 - 12           | -                           |

# ZFKDS 1,5C-5,0 GY - PCB terminal block



1702027

<https://www.phoenixcontact.com/us/products/1702027>

## Classifications

### ECLASS

|             |          |
|-------------|----------|
| ECLASS-11.0 | 27460101 |
| ECLASS-12.0 | 27460101 |
| ECLASS-13.0 | 27460101 |

### ETIM

|          |          |
|----------|----------|
| ETIM 9.0 | EC002643 |
|----------|----------|

### UNSPSC

|             |          |
|-------------|----------|
| UNSPSC 21.0 | 39121400 |
|-------------|----------|



# ZFKDS 1,5C-5,0 GY - PCB terminal block



1702027

<https://www.phoenixcontact.com/us/products/1702027>

## Environmental product compliance

### EU RoHS

|   |                    |
|---|--------------------|
| Fulfills EU RoHS substance requirements | Yes, No exemptions |
|---|--------------------|

### China RoHS

|  |  |
|--|--|
| Environment friendly use period (EFUP) | EFUP-E                                   |
|  | No hazardous substances above the limits |

### EU REACH SVHC

|                                     |                            |
|-------------------------------------|----------------------------|
| REACH candidate substance (CAS No.) | No substance above 0.1 wt% |
|-------------------------------------|----------------------------|

Phoenix Contact 2025 © - all rights reserved  
<https://www.phoenixcontact.com>

Phoenix Contact USA  
586 Fulling Mill Road  
Middletown, PA 17057, United States  
(+717) 944-1300  
[info@phoenixcon.com](mailto:info@phoenixcon.com)