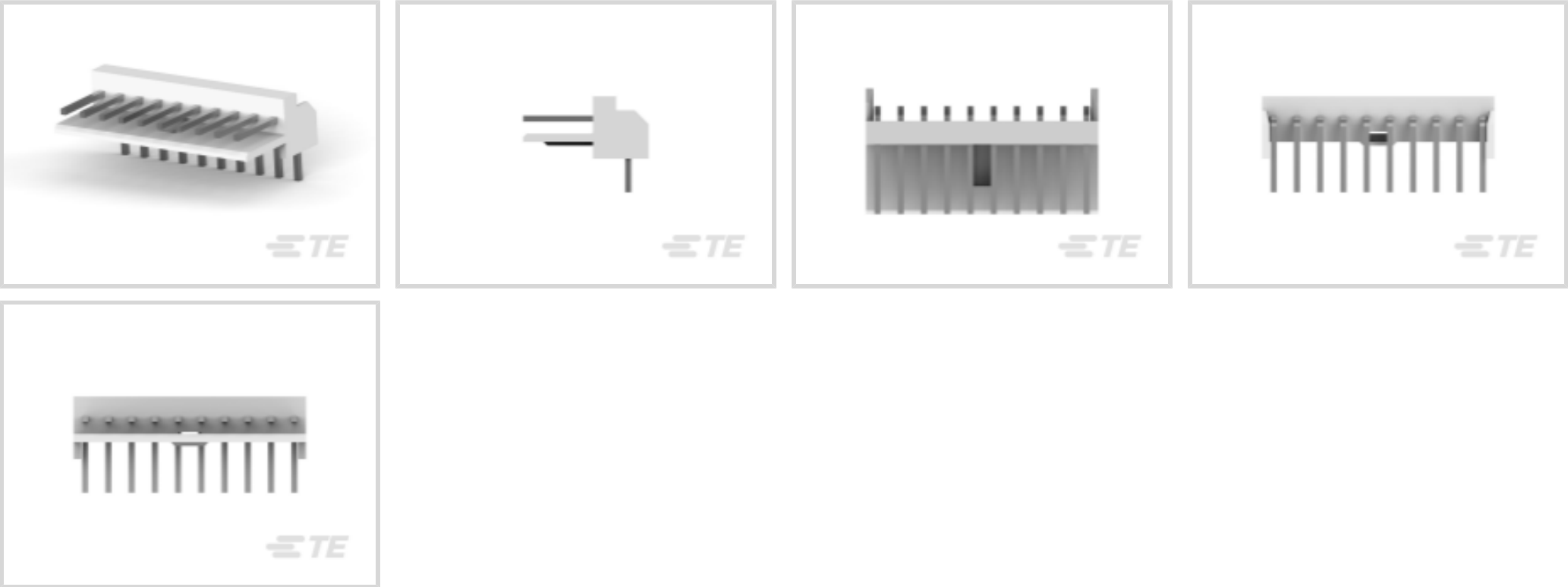




Connectors > PCB Connectors > PCB Headers & Receptacles



PCB Connector Assembly Type: **PCB Mount Header**

PCB Mount Orientation: **Horizontal**

Connector System: **Wire-to-Board**

Number of Positions: **10**

Number of Rows: **1**

Features

Electrical Characteristics

Operating Voltage	250 VAC
-------------------	---------

Dimensions

PCB Thickness (Recommended)	1.6 mm[.063 in]
Connector Height	6.7 mm[.264 in]
Connector Length	25 mm[.984 in]

Packaging Features

Packaging Quantity	250
Packaging Method	Box, Bag

Industry Standards

Compatible With Agency/Standards Products	UL
UL Flammability Rating	UL 94V-0

Body Features

Connector Profile	Low
Primary Product Color	Natural



Mechanical Attachment

Panel Mount Feature	Without
Mating Retention Type	Polarized Lock
Mating Retention	With
Mating Alignment Type	Polarization
PCB Mount Retention	Without
PCB Mount Alignment	Without
Connector Mounting Type	Board Mount
Mating Alignment	With

Termination Features

Termination Post & Tail Length	3.6 mm[.142 in]
Square Termination Post & Tail Dimension	.64 mm[.025 in]
Termination Method to PCB	Through Hole - Solder

Contact Features

Mating Square Post Dimension	.64 mm[.025 in]
PCB Contact Termination Area Plating Material Thickness	.8 μm
Contact Shape & Form	Square
Contact Mating Area Length	7.5 mm[.295 in]
Contact Base Material	Brass
PCB Contact Termination Area Plating Material	Tin
Contact Mating Area Plating Material Finish	Matte
Contact Mating Area Plating Material	Nickel
Contact Type	Pin
Contact Current Rating (Max)	3.5 A

Housing Features

Housing Material	6/6 Nylon
Centerline (Pitch)	2.5 mm[.098 in]

Product Type Features

PCB Connector Assembly Type	PCB Mount Header
Connector System	Wire-to-Board
Header Type	Partially Shrouded
Sealable	No



Connector & Contact Terminates To	Printed Circuit Board
-----------------------------------	-----------------------

Configuration Features

PCB Mount Orientation	Horizontal
Number of Positions	10
Number of Rows	1

Usage Conditions

Operating Temperature Range	-20 – 95 °C[-4 – 203 °F]
-----------------------------	--------------------------

Operation/Application

Circuit Application	Signal
---------------------	--------

Other

EU RoHS Compliance	Compliant
EU ELV Compliance	Compliant

Product Compliance

For compliance documentation, visit the product page on TE.com>

EU RoHS Directive 2011/65/EU	Compliant
EU ELV Directive 2000/53/EC	Compliant
China RoHS 2 Directive MIIT Order No 32, 2016	No Restricted Materials Above Threshold
EU REACH Regulation (EC) No. 1907/2006	Current ECHA Candidate List: JUNE 2024 (241) Candidate List Declared Against: JUNE 2024 (241) Does not contain REACH SVHC
Halogen Content	Low Halogen - Br, Cl, F, I < 900 ppm per homogenous material. Also BFR/CFR/PVC Free
Solder Process Capability	Wave solder capable to 265°C

Product Compliance Disclaimer

This information is provided based on reasonable inquiry of our suppliers and represents our current actual knowledge based on the information they provided. This information is subject to change. The part numbers that TE has identified as EU RoHS compliant have a maximum concentration of 0.1% by weight in homogenous materials for lead, hexavalent chromium, mercury, PBB, PBDE, DBP, BBP, DEHP, DIBP, and 0.01% for cadmium, or qualify for an exemption to these limits as defined in the Annexes of Directive 2011/65/EU (RoHS2). Finished electrical and electronic equipment products will be CE marked as required by Directive 2011/65/EU. Components may not be CE marked. Additionally, the part numbers that TE has identified as EU ELV compliant have a maximum concentration of 0.1% by weight in homogenous materials for lead, hexavalent chromium, and mercury, and 0.01% for cadmium, or qualify for an exemption to these limits as defined in the Annexes of Directive 2000/53/EC (ELV). Regarding the REACH Regulation, the information TE provides on SVHC in articles for this part number is based on the latest European Chemicals Agency (ECHA) 'Guidance on requirements for substances in articles' posted at this URL: <https://echa.europa.eu/guidance-documents/guidance-on-reach>



Compatible Parts




TE Part # 1-171822-0  
[EIS REC. HSG 10P-NATURAL](#)




TE Part # 1-172142-0  
[EIS LOW PROFILE HSG 10P NATURAL](#)

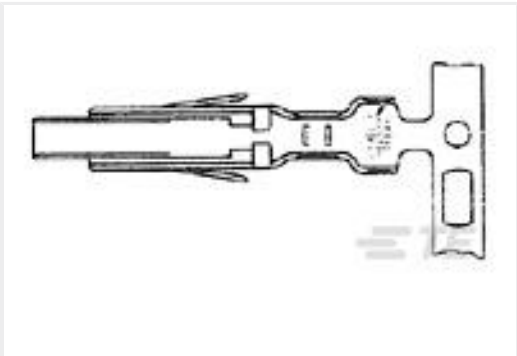
Customers Also Bought




TE Part #179228-4  
[CT CRIMP-2 REC HSG 4P NATURAL](#)




TE Part #5100785-1  
[2MM HDR, 125 POS 9.7MM](#)




TE Part #170313-1  
[DRAWER CONN.CONTACT](#)




TE Part #172333-1  
[MINI UNIVERSAL M-N-L HOUSING](#)




TE Part #172341-1  
[MINI UMNL PLUG HOUSING 12P](#)




TE Part #292215-6  
[MINI CT SGL RELAY 6P NAT](#)




TE Part #1-292207-7  
[MINI CT SGL DIP V 17P NAT](#)



TE Part #5787745-3  
[USB A R/A STAK ASSY THRU HOLE](#)



TE Part #1-171826-2  
[EI.SRS.POST HDR.ASS](#)



TE Part #2129320-3  
[Mini Displayport Reverse Offset](#)

Documents

- [Product Drawings](#)  
[EI.SRS.POST HDR.ASS](#)  
English  
[EI.SRS.POST HDR.ASS](#)  
English



CAD Files

3D PDF

3D

Customer View Model

ENG\_CVM\_CVM\_1-171826-0\_Y3.2d\_dxf.zip

English

Customer View Model

ENG\_CVM\_CVM\_1-171826-0\_Y3.3d\_igs.zip

English

Customer View Model

ENG\_CVM\_CVM\_1-171826-0\_Y3.3d\_stp.zip

English

By downloading the CAD file I accept and agree to the [Terms and Conditions](#) of use.

Datasheets & Catalog Pages

1-1773972-5\_EIS\_Connectors\_Brochure

English

Product Specifications

Crimping of AMP EI Series Connector Contacts

Japanese

Application Specification

Japanese

Agency Approvals

Agency Approval Document

English