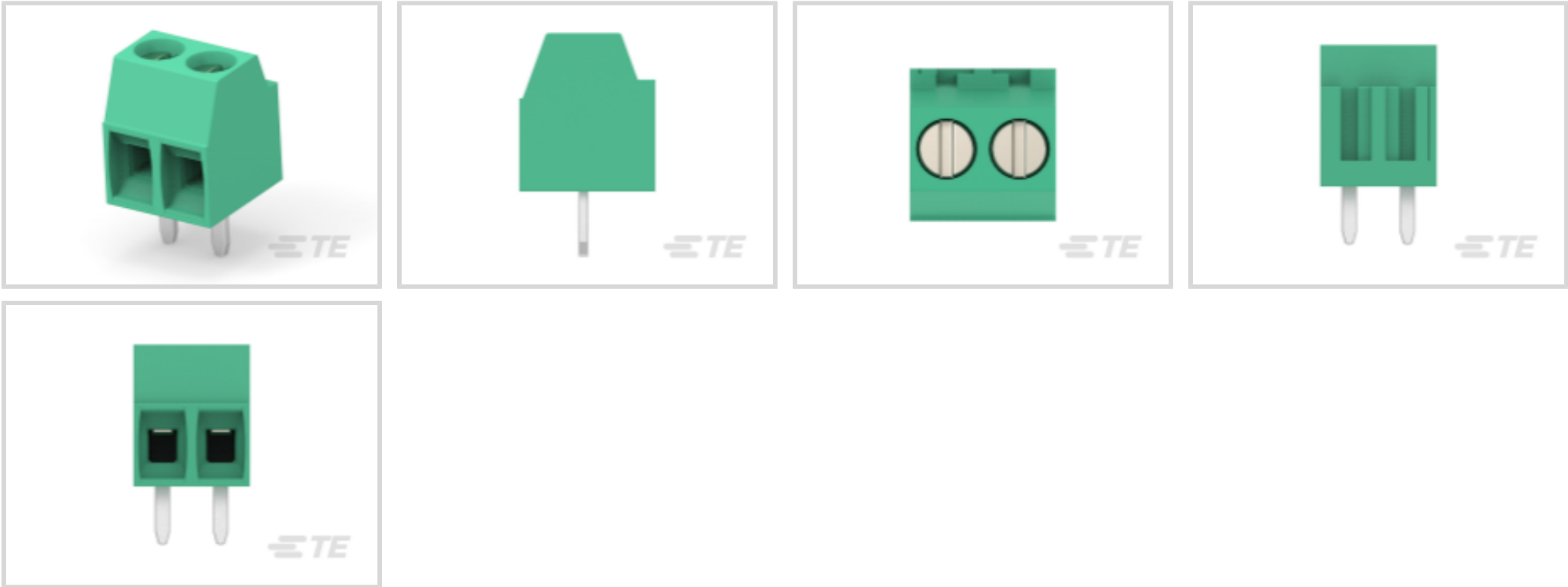




Connectors > Terminal Blocks & Strips > PCB Terminal Blocks



Number of Positions: 2

Terminal Block Connector Type: **Header**

Connector System: **Wire-to-Board**

Centerline (Pitch): **3.5 mm [ .138 in ]**

Number of Rows: 1

Features

Termination Features

|                                |                       |
|--------------------------------|-----------------------|
| Termination Method to PCB      | Through Hole - Solder |
| Termination Post & Tail Length | 3.5 mm[.138 in]       |

Body Features

|                       |          |
|-----------------------|----------|
| Primary Product Color | Green    |
| Product Orientation   | Vertical |

Packaging Features

|                    |      |
|--------------------|------|
| Packaging Method   | Tray |
| Packaging Quantity | 300  |

Mechanical Attachment

|                         |              |
|-------------------------|--------------|
| Screw Plating Material  | Nickel       |
| Screw Material          | Copper Alloy |
| Thread Size             | M2           |
| Mounting Retention Type | Screw Mount  |
| Connector Mounting Type | Board Mount  |



Contact Features

|                                      |              |
|--------------------------------------|--------------|
| Contact Mating Area Plating Material | Tin          |
| Contact Base Material                | Copper Alloy |
| Contact Current Rating (Max)         | 12 A         |

Housing Features

|                    |                 |
|--------------------|-----------------|
| Housing Material   | PA 66           |
| Centerline (Pitch) | 3.5 mm[.138 in] |

Product Type Features

|                                   |                       |
|-----------------------------------|-----------------------|
| Wire Protection                   | With                  |
| Header Type                       | Fully Shrouded        |
| Terminal Block Connector Type     | Header                |
| Connector System                  | Wire-to-Board         |
| Connector & Contact Terminates To | Printed Circuit Board |

Configuration Features

|                        |                |
|------------------------|----------------|
| Wire Entry Location    | Side           |
| Stacking Configuration | Side Stackable |
| Stacked Levels         | Without        |
| Number of Positions    | 2              |
| Number of Rows         | 1              |
| Wire Entry Angle       | 90°            |

Electrical Characteristics

|                   |         |
|-------------------|---------|
| Operating Voltage | 300 VAC |
|-------------------|---------|

Dimensions

|           |             |
|-----------|-------------|
| Wire Size | 28 – 16 AWG |
|-----------|-------------|

Usage Conditions

|                             |                            |
|-----------------------------|----------------------------|
| Operating Temperature Range | -40 – 110 °C[-40 – 230 °F] |
|-----------------------------|----------------------------|

Operation/Application

|                     |                |
|---------------------|----------------|
| Circuit Application | Power & Signal |
|---------------------|----------------|

Other

|                    |                           |
|--------------------|---------------------------|
| EU RoHS Compliance | Compliant with Exemptions |
| EU ELV Compliance  | Compliant with Exemptions |



Product Compliance

For compliance documentation, visit the product page on TE.com>

|   |  |
|---|--|
| EU RoHS Directive 2011/65/EU                  | Compliant with Exemptions  |
| EU ELV Directive 2000/53/EC                   | Compliant with Exemptions  |
| China RoHS 2 Directive MIIT Order No 32, 2016 | Restricted Materials Above Threshold   |
| EU REACH Regulation (EC) No. 1907/2006        | Current ECHA Candidate List: JUNE 2024 (241)<br>Candidate List Declared Against: JUNE 2024 (241)<br>SVHC > Threshold:<br>Pb (3% in Component Part)<br><b>Article Safe Usage Statements:</b><br>Do not eat, drink or smoke when using this product. Wash thoroughly after handling. Recycle if possible and dispose of the article by following all applicable governmental regulations relevant to your geographic location. |
| Halogen Content                               | Low Halogen - Br, Cl, F, I < 900 ppm per homogenous material. Also BFR/CFR/PVC Free  |
| Solder Process Capability                     | Wave solder capable to 240°C   |


Product Compliance Disclaimer

This information is provided based on reasonable inquiry of our suppliers and represents our current actual knowledge based on the information they provided. This information is subject to change. The part numbers that TE has identified as EU RoHS compliant have a maximum concentration of 0.1% by weight in homogenous materials for lead, hexavalent chromium, mercury, PBB, PBDE, DBP, BBP, DEHP, DIBP, and 0.01% for cadmium, or qualify for an exemption to these limits as defined in the Annexes of Directive 2011/65/EU (RoHS2). Finished electrical and electronic equipment products will be CE marked as required by Directive 2011/65/EU. Components may not be CE marked. Additionally, the part numbers that TE has identified as EU ELV compliant have a maximum concentration of 0.1% by weight in homogenous materials for lead, hexavalent chromium, and mercury, and 0.01% for cadmium, or qualify for an exemption to these limits as defined in the Annexes of Directive 2000/53/EC (ELV). Regarding the REACH Regulation, the information TE provides on SVHC in articles for this part number is based on the latest European Chemicals Agency (ECHA) ‘Guidance on requirements for substances in articles’ posted at this URL: <https://echa.europa.eu/guidance-documents/guidance-on-reach>

Compatible Parts



TE Part # 1776112-2  
2P,3.50MM,SIDE ENTRY,HIGH TMP



TE Part # 284391-2  
TERMI-BLOK PCB SIDE ENTRY STAC

Customers Also Bought



TE Part #8-1879494-9  
CRGH0603 5% 4K7 0.2W



TE Part #3-2317658-0  
AV25 DPL 3A MOVING RING POWER BLUE 24V



TE Part #2364700-8  
AVH25 FLT SS LK RNG RED 24V16A



TE Part #1-2364700-1  
AVH25 FLT SS MT RNG YLW 24V16A



TE Part #2176338-3  
CRGCQ 0402 2R2 5%




TE Part #2176340-3  
CRGCQ 0603 2R2 5%



TE Part #T4142012031-000  
M12,FRONT MOUNTING,MALE,A CODE,3P



TE Part #2-1676914-8  
YR1 0.1% 422R



TE Part #53419-1  
TERMINAL,PIDG PVF2 R 16-14 1/4



TE Part #20009605-15  
FX293X-100A-0100-L

Documents

Product Drawings

2P,STRAIGHT,SIDE ENTRY,3.5MM

English

CAD Files

3D PDF

3D

Customer View Model

ENG\_CVM\_CVM\_1546551-2\_B.2d\_dxf.zip

English

Customer View Model

ENG\_CVM\_CVM\_1546551-2\_B.3d\_igs.zip

English

Customer View Model

ENG\_CVM\_CVM\_1546551-2\_B.3d\_stp.zip

English

By downloading the CAD file I accept and agree to the [Terms and Conditions](#) of use.

Datasheets & Catalog Pages



1-1773458-1\_EURO\_STYLE\_TERMINAL\_BLOCKS\_QRG

English

Product Specifications

Application Specification

English

Agency Approvals

UL

English