



M12 Connector

TE Internal #: T4171010505-001

5 Position Circular Connector, Wire-to-Panel, Sealable, Wire & Cable, Signal, Panel Mount, Reverse Gender, Nickel, Copper Alloy, Code D, M12 Connector

[View on TE.com >](#)

Connectors > Circular Connectors > Standard Circular Connectors > M12 Panel Mount Wire



Number of Positions: 5

Connector System: **Wire-to-Panel**

Sealable: **Yes**

Connector & Contact Terminates To: **Wire & Cable**

Contact Current Rating (Max): **4 A**

[All M12 Panel Mount Wire \(66\)](#)

Features

Electrical Characteristics

Operating Voltage	60 VAC
-------------------	--------

Packaging Features

Packaging Quantity	1
--------------------	---

Industry Standards

UL Flammability Rating	UL 94HB
------------------------	---------

Other

Field Serviceable	No
EU RoHS Compliance	Compliant with Exemptions
EU ELV Compliance	Compliant with Exemptions

Usage Conditions

IP Water Sealing Level	IP67
Operating Temperature Range	-40 – 85 °C[-40 – 185 °F]



Body Features

O-Ring Material	Silicone
Environmental Protection Type	Sealed
Primary Product Color	Black
Peripheral Seal Material	Silicone
Shell Plating Material	Nickel
Shell Base Material	Copper Alloy
Circular Connector Insulation Material Type	Polyamide 66 GF25
Hermetically Sealed	Yes

Product Type Features

Assembly Requirement	Factory Assembled
Circular Connector Shell Type	Metal-Shell
Connector Product Type	Connector Assembly
Assembly Type	Electrical Connector
Prewired	Yes
Connector System	Wire-to-Panel
Sealable	Yes
Connector & Contact Terminates To	Wire & Cable
Circular Connector Type	Plug
Shell Type	Metal

Configuration Features

Keying & Polarized Position Locations	D
Factory Installed Backshell	No
Number of Positions	5
Number of Power Positions	0
Number of Signal Positions	5
Contacts Preloaded	Yes

Contact Features

Contact Current Rating (Max)	4 A
Reverse Gender	Yes
Circular Connector Contact Type	Pin

Mechanical Attachment

--	--



Connector Mounting Type	Panel Mount
Polarization Code	D
Mating Alignment Type	Keyed

Housing Features

Circular Connector Shell Size	18
-------------------------------	----

Dimensions

Wire Size	22 AWG
-----------	--------

Operation/Application

Circuit Application	Signal
Shielded	No

Product Compliance

[For compliance documentation, visit the product page on TE.com>](#)

EU RoHS Directive 2011/65/EU	Compliant with Exemptions
EU ELV Directive 2000/53/EC	Compliant with Exemptions
China RoHS 2 Directive MIIT Order No 32, 2016	Restricted Materials Above Threshold
EU REACH Regulation (EC) No. 1907/2006	Current ECHA Candidate List: JUNE 2024 (241) Candidate List Declared Against: JUNE 2024 (241) SVHC > Threshold: Pb (1.9% in Component Part) Article Safe Usage Statements: Do not eat, drink or smoke when using this product. Wash thoroughly after handling. Recycle if possible and dispose of the article by following all applicable governmental regulations relevant to your geographic location.
Halogen Content	Not Low Halogen - contains Br or Cl > 900 ppm.
Solder Process Capability	Not applicable for solder process capability

Product Compliance Disclaimer

This information is provided based on reasonable inquiry of our suppliers and represents our current actual knowledge based on the information they provided. This information is subject to change. The part numbers that TE has identified as EU RoHS compliant have a maximum concentration of 0.1% by weight in homogenous materials for lead, hexavalent chromium, mercury, PBB, PBDE, DBP, BBP, DEHP, DIBP, and 0.01% for cadmium, or qualify for an exemption to these limits as defined in the Annexes of Directive 2011/65/EU (RoHS2). Finished electrical and electronic equipment products will be CE marked as required by Directive 2011/65/EU. Components may not be CE marked. Additionally, the part numbers that TE has identified as EU ELV compliant have a maximum concentration of 0.1% by weight in homogenous materials for lead, hexavalent chromium, and mercury, and 0.01% for cadmium, or qualify for an exemption to these limits as defined in the Annexes of Directive 2000/53/EC (ELV). Regarding the REACH Regulation, the information TE provides on SVHC in articles for this part number is based on the latest European Chemicals Agency (ECHA) 'Guidance on requirements for substances in articles' posted at this URL: <https://echa.europa.eu/guidance-documents/guidance-on-reach>



Compatible Parts



TE Part # T4110502051-000
M12,FEMALE,STRAIGHT,D CODE,5P,
PG9,GOLD


Also in the Series | M12 Connector



Connector Hardware(11)



Connector Seals & Cavity Plugs(4)




M8/M12 Cable Assemblies(230)



Standard Circular Connectors(793)


Customers Also Bought



TE Part #1-1879673-5
H8 150R 0.1% 25PPM



TE Part #3-2176455-8
CPF 0402 267K 0.1% 25ppm 1K RL



TE Part #6-1879668-8
H4 536R 0.1% 25PPM



TE Part #T1510243100-001
H24B-ADM-LB




TE Part #814714N004
222A111-3/42-0



TE Part #CAT-D38999-DTS1Z
Square Flange Receptacle, 21-11
Insert, D38999



TE Part #4-2176390-0
RQ 1206 2K94 0.1% 10PPM 5K RL



TE Part #211012-6

Documents

Product Drawings

M12,REAR MOUNTING,MALE,D,5P,0.2M WIRE

English

CAD Files



Customer View Model

[ENG_CVM_CVM_T4171010505-001_B.3d_igs.zip](#)

English

Customer View Model

[ENG_CVM_CVM_T4171010505-001_B.3d_stp.zip](#)

English

Customer View Model

[ENG_CVM_CVM_T4171010505-001_B.2d_dxf.zip](#)

English

[3D PDF](#)

[3D](#)

By downloading the CAD file I accept and agree to the [Terms and Conditions](#) of use.

Datasheets & Catalog Pages

[M8 / M12 Connector System Catalog](#)

English

Product Specifications

[Application Specification](#)

English

Agency Approvals

[UL](#)

English